



# Form MO-1040

## Individual Income Tax Long Form



### Complete a New, Simplified MO W-4

We encourage you to review and complete a new, simplified W-4 each year, especially if your filing status has changed. Request the new, simplified W-4, from your employer or print it at <https://dor.mo.gov/forms>.



### Sign up to Receive Return Status Updates

Get text or email notifications each time the status of your return changes. See page 4 for more information.



### File Electronically

Electronic filing is fast and easy. See page 2 for details.

---

**Tax Deadline is April 15. See page 3 for extensions.**

---



**Electronic Filing Options for Federal and State E-File** - Missouri, in cooperation with the Internal Revenue Service (IRS), offers a joint federal and state filing of individual income tax returns. There are two ways that you may e-file your federal and state income tax returns:

- 1) You can electronically file your federal and state returns online from websites provided by approved software providers. Many providers offer free filing if you meet certain conditions. A list of approved providers can be found at <https://dor.mo.gov/personal/individual/vendors.php#freeonline>.
- 2) You can have a tax preparer (if approved by the IRS) electronically file your federal and state returns for you, usually for a fee. A list of approved tax preparers can be found at <https://dor.mo.gov/personal/individual/vendors.php#freeonline>.

### BENEFITS OF ELECTRONIC FILING

**Convenience:** You can electronically file 24 hours a day, 7 days a week. If you electronically file, **DO NOT** mail a copy of your return.

**Security:** Your tax return information is encrypted and transmitted over secure lines to ensure confidentiality.

**Accuracy:** Electronically filed returns have fewer errors than paper returns.

**Direct Deposit:** You can have your refund directly deposited into your bank account.

**Proof of Filing:** An acknowledgment is issued when your return is received and accepted.

### ASSISTANCE WITH PREPARING YOUR TAX RETURN

There are a large number of volunteer groups in Missouri providing tax assistance to elderly or lower income taxpayers. To locate a volunteer group near you that offers return preparation assistance: call 800-906-9887 or 888-227-7669 or visit <https://www.irs.gov/individuals/free-tax-return-preparation-for-you-by-volunteers>.

You will find a larger volume of volunteer centers open during the filing season, which is typically January through April.

### 2D BARCODE RETURNS



If you plan to file a paper return, you should consider 2-D barcode filing. The software encodes all your tax information into a 2-D barcode, which allows your return to be processed with fewer errors compared to traditional paper returns. If you use software to prepare your return, check our website for approved 2-D barcode software companies. Also, check out the Department's fill-in forms that automatically calculate and provide your return with a 2-D barcode. You can have your refund directly deposited into your bank account when you use the Department's fill-in forms.

If your form has a 2-D barcode, mail your return to the Department of Revenue address as indicated below:

**Refund returns:** P.O. Box 3222, Jefferson City, MO 65105-3222

**Refund returns claiming a property tax credit:** P.O. Box 3385, Jefferson City, MO 65105-3385

**Balance due returns:** P.O. Box 3370, Jefferson City, MO 65105-3370

**Balance due returns claiming a property tax credit:** P.O. Box 3395, Jefferson City, MO 65105-3395

Visit our website at <http://dor.mo.gov/personal/taxselector> to use the Department's form selector to obtain specific tax forms.

# DO YOU HAVE THE RIGHT BOOK?

The Individual Income Tax Return (**Form MO-1040**) is Missouri's long form. It is a universal form that can be used by any taxpayer.

If you do not have any of the special filing situations described below and you choose to file a paper tax return, try filing a short form. The short forms are less complicated and provide only the necessary information for specific tax filing situations.

You **must** file Form MO-1040 if at least one of the following applies:

#### 1. You or your spouse claim or file:

- a. A pension, social security/social security disability, military exemption, or property tax credit and you also have other special filing situations. (If you do not have any other special filing situations described in this section, you can use the Missouri Individual Income Tax Return or a Property Tax Credit Claim Pension Exemption (**Form MO-1040P**) to file your taxes and claim the property tax credit/pension exemption.);
- b. Miscellaneous Income Tax Credits (taken on **Form MO-TC**);
- c. A credit for payment made with the filing of an Application for Extension of Time to File (**Form MO-60**);
- d. Income from another state;
- e. An amended return;
- f. A nonresident entertainer or a professional athlete;
- g. A fiscal year return;
- h. A nonresident military servicemember stationed in Missouri and you or your spouse earned non-military income while in Missouri;
- i. A deduction for other federal tax (from Federal Form 1040 and applicable schedules):
  - Schedule 2, Line 3
  - Schedule 3, Part 1, Line 1
  - Schedule 2, Part 2, Line 6
  - Schedule 2, Part 2, Line 7b
  - Schedule 2, Part 2, Line 10;
- j. A Health Care Sharing Ministry deduction;
- k. Any military income earned while on active duty;
- l. The Bring Jobs Home tax deduction;
- m. The Transportation Facilities deduction; or
- n. First Time Home Buyers Bank.

#### 2. You have any of the following Missouri modifications:

- a. Positive or negative adjustments from partnerships, fiduciaries, S corporations, or other sources;
- b. Nonqualified distribution received from the Missouri Savings for Tuition Program (MOST), Missouri Education Deposit Program, or other qualified 529 plan;
- c. Nonqualified distribution received from or exempt contributions made to Achieving a Better Life Experience (ABLE) program;
- d. Interest on federal exempt obligations;
- e. Interest on state and local obligations;
- f. Capital gain exclusion;
- g. Exempt contributions made to (or earnings from) the Missouri Savings for Tuition Program (MOST), Missouri Education Deposit Program, or other qualified 529 plans;
- h. Enterprise zone or rural empowerment zone modification;
- i. Negative adjustments related to bonus depreciation;
- j. Net Operating Loss (NOL) carryback/carryforward;
- k. Combat pay included in federal adjusted gross income;
- l. Agriculture disaster relief income; or
- m. Employee Stock Ownership Plan (ESOP).

#### 3. You owe a penalty for underpayment of estimated tax.

4. You owe tax on a lump sum distribution included on Federal Form 1040, U.S. Tax Return for Seniors (Federal Form 1040-SR), Line 12a.

5. You owe recapture tax on low income housing credit.

# WHAT'S INSIDE

Achieving a Better Life Experience (ABLE) . . . . .	13, 15
Address Change . . . . .	5
Adjusted Gross Income	
Federal and Missouri . . . . .	6
Worksheet . . . . .	7
Agriculture Disaster Relief . . . . .	16
Amended Return . . . . .	4, 10
Amount Due . . . . .	12
Bring Jobs Home Deduction . . . . .	8
Business Income Deduction . . . . .	16
Composite Return . . . . .	4
Consumer's Use Tax . . . . .	6
Credit Card Payment . . . . .	12
Domicile . . . . .	4
Depreciation Adjustment . . . . .	15
Disabled, 100 Percent . . . . .	6
Employee Stock Ownership Plan (ESOP) . . . . .	15
Enterprise or Rural Empowerment Zone Income Modification . . . . .	9
Estimated Tax	
Declaration of . . . . .	5
Underpayment Penalty . . . . .	12
Extension . . . . .	3, 10
Federal Income Tax . . . . .	8
Filing Requirements . . . . .	3
Filing Status . . . . .	6
Fiscal Year Filers	
When to File . . . . .	3

Form MO-1040	
Instructions . . . . .	6-12
Healthcare Sharing Ministry . . . . .	8
Individual Medical Accounts . . . . .	14
Interest	
Exempt Federal Obligations	13
State and Local Obligations	12
Itemized Deductions . . . . .	5, 8, 43
Late Filing and Payment	
Addition and Interest . . . . .	4
Payment Options . . . . .	4
1040V . . . . .	4, 48
Long-term Care Insurance . . . . .	8
Lump Sum Distribution . . . . .	9
Mailing Addresses . . . . .	2
Military Income Deduction . . . . .	8
Military Personnel . . . . .	5
Missouri Taxpayer Bill of Rights . . . . .	52
Missouri Withholding	
Form 1099 . . . . .	10
Form W-2 . . . . .	10
Modifications to Income . . . . .	6, 12-16
MOST, Missouri Education Deposit Program, other qualified 529 plans . . . . .	12, 13, 15
Name, Address, or Deceased Taxpayer . . . . .	6

Net Operating Loss . . . . .	13, 14
Non-obligated Spouse . . . . .	6
Nonresident	
Definition . . . . .	4
Income Percentage . . . . .	9
Partner or S Corp	
Shareholder . . . . .	10
Nonresident Alien . . . . .	4, 5
Part-year Resident . . . . .	5, 9
Pension Exemption . . . . .	43, 44
Property Tax Credit . . . . .	10, 44-47
Property Tax Credit Chart . . . . .	49-51
Qualified Health Insurance Premium Worksheet (Form 5695) . . . . .	33
Railroad Retirement	
Benefits . . . . .	14, 45
Tax . . . . .	43
Tier I and Tier II . . . . .	14, 43
Recapture Tax . . . . .	9, 10
Refund . . . . .	10-12
Return Inquiry Website . . . . .	4
Resident (definition) . . . . .	4
Resident Credit . . . . .	9
Self-employment Tax . . . . .	43
Signing Your Return . . . . .	12
Standard Deduction . . . . .	8
Tax Credits . . . . .	10, 38
Tax Calculation Worksheet . . . . .	22

Tax Chart . . . . .	22
Telephone Numbers . . . . .	52
Transportation Facilities Deduction . . . . .	9
Trust Funds . . . . .	10-12
When to File . . . . .	3

## FORMS

MO-1040 . . . . .	17-21
MO-A . . . . .	23-26
MO-CR . . . . .	27-28
MO-NRI . . . . .	29-31
MO-HEA . . . . .	32
2019 Tax Chart . . . . .	22
Qualified Health Insurance Worksheet . . . . .	33
MO-PTS . . . . .	34, 35
MO-CRP . . . . .	36
MO-TC . . . . .	37, 38
MO-2210 . . . . .	39-42
MO-1040V . . . . .	48

## IMPORTANT FILING INFORMATION

*This information is for guidance only and does not state the complete law.*

### FILING REQUIREMENTS

You **do not** have to file a Missouri return if you are not required to file a federal return. If you are required to file a federal return, you may not have to file a Missouri return if you:

- are a resident and have less than \$1,200 of Missouri adjusted gross income;
- are a nonresident with less than \$600 of Missouri income; or
- have Missouri adjusted gross income less than the amount of your standard deduction for your filing status.

**Note:** If you are not required to file a Missouri return, but you received a Wage and Tax Statement (Form W-2) stating you had Missouri tax withheld, you must file your Missouri return to get a refund of your Missouri withholding. If you are not required to file a Missouri return and you do not anticipate an increase in income, you may change your Employee Withholding Allowance Certificate ([Form MO W-4](#)) to "exempt" so your employer will not withhold Missouri tax.

### WHEN TO FILE

Calendar year taxpayers must file no later than **April 15, 2020**. Late filing will subject taxpayers to charges for interest and addition to tax. Fiscal year filers must file no later than the 15th day of the fourth month following the close of their taxable year.

### EXTENSION OF TIME TO FILE

**You are not required to file an extension if you do not expect to owe additional income tax or if you anticipate receiving a refund.** If you wish to file a Missouri extension, and **do not** expect to owe Missouri income tax, you may file an extension by filing [Form MO-60](#). An automatic extension of time to file will be granted until October 15, 2020.

If you receive an extension of time to file your federal income tax return, you will automatically be granted an extension of time to file your Missouri income tax return, provided you do not expect to owe any additional Missouri income tax. **Attach a copy of your Application for Automatic Extension of Time To File U.S. Individual Income Tax Return (Federal Form 4868) with your Missouri income tax return when you file.**

If you expect to owe Missouri income tax, file Form MO-60 with your payment by the original due date of the return.

**Remember: An extension of time to file does not extend the time to pay. A 5 percent Addition to Tax will apply if the tax is not paid by the original return's due date.**

## LATE FILING AND PAYMENT

Simple interest is charged on all delinquent taxes. The rate will be updated annually and can be found on our website at <http://dor.mo.gov/inrates.php>.

For timely filed returns, an addition to tax of 5 percent (of the unpaid tax) is added if the tax is not paid by the return's due date.

For returns not filed by the due date, an addition to tax of 5 percent per month (of the unpaid tax) is added for each month the return is not filed. The addition to tax cannot exceed 25 percent.

If you are unable to pay the tax owed in full on the due date, please visit <http://dor.mo.gov> for your payment options. If you are mailing a partial payment, please use the Individual Income Tax Payment Voucher (Form MO-1040V) found on page 48.

## WHERE TO MAIL YOUR RETURN

If you are due a refund or have no amount due, mail your return and all required attachments to: **Department of Revenue, P.O. Box 500, Jefferson City, MO 65106-0500.**

If you have a balance due, mail your return, payment, and all required attachments to: **Department of Revenue, P.O. Box 329 Jefferson City, MO 65107-0329.**

All 2D barcode returns, see page 2.

## DOLLARS AND CENTS

Rounding is required on your tax return. Zeros have been placed in the cents columns on your return. For 1 cent through 49 cents, round down to the previous whole dollar amount. For 50 cents through 99 cents, round up to the next whole dollar amount.

**Example:** Round \$32.49 down to \$32.00  
Round \$32.50 up to \$33.00

## REPORT OF CHANGES IN FEDERAL TAXABLE INCOME

When your federal taxable income or federal tax liability is changed as a result of an audit or notification by the Internal Revenue Service, or if you file an amended federal income tax return, you must report such change by filing an amended Missouri income tax return with the Department of Revenue **within 90 days** of the change. Failure to notify the Department of Revenue within the 90 day period extends the statute of limitations to one year after the Department of Revenue becomes aware of such determination. You will be subject to interest and addition to tax if you owe additional tax to Missouri.

## AMENDED RETURN

To file an amended individual income tax return, use Form MO-1040. Select the box at the top of the form. Complete Forms MO-1040 and the Individual Income Tax Adjustments (Form MO-A), pages 1-4, using corrected figures. **Attach all schedules along with a copy of your federal changes and your Federal Form 1040X.**

If you are due a refund, mail to: **Department of Revenue, P.O. Box 500, Jefferson City, MO 65106-0500.**

If you have an amount due, mail to **Department of Revenue, P.O. Box 329, Jefferson City, MO 65107-0329.**

## COMPOSITE RETURN

Businesses filing a composite return on behalf of their nonresident partners or shareholders should use Form MO-1040. Attach a schedule listing the name, address, identification number, and amount of each nonresident partner or shareholder's income from Missouri sources to Form MO-1040. Select the composite return box at the top of Form MO-1040. Refer to [Missouri Regulation 12 CSR 10-2.190](#) and the Instructions for Composite Individual Return for

Nonresident Partners or Shareholders (Form 5677) at <http://dor.mo.gov/forms> for complete filing instructions.

**Note: The tax rate for a composite return is 5.4 percent.**

## FILL-IN FORMS THAT AUTOMATICALLY CALCULATE

Visit <https://dor.mo.gov/personal/individual/> to enter your tax information and let the auto calculation form complete the math for you. No calculation errors means faster processing. Just complete, print, sign, and mail the return. These forms contain a 2-D barcode at the top right portion of the form. This allows quicker processing of your return.

## MISSOURI RETURN INQUIRY

To check the status of your current year return 24 hours a day, please visit our website at <http://dor.mo.gov/returnstatus> or call our automated individual income tax inquiry line at (573) 526-8299. To check your return status, you must know the following information:

1. the first social security number on the return;
2. the filing status shown on your return; and
3. the exact amount of the refund or balance due in whole dollars.

Once this information is validated using the Missouri Return Inquiry System on our website, you will be given the option to sign up for text or email notifications. This will allow you to be notified each time the status of your tax return changes as it is being processed by the Department of Revenue

## RESIDENT

A resident is an individual who either:

1. maintained a domicile\* in Missouri or
2. did not maintain a domicile in Missouri but did have permanent living quarters and spent more than 183 days of the taxable year in Missouri.

**Exception:** An individual domiciled in Missouri who did not maintain permanent living quarters in Missouri, did maintain permanent living quarters elsewhere, and spent 30 days or less of the taxable year in Missouri is not a resident.

**Domicile:** The place an individual intends to be his or her permanent home; a place that he or she intends to return to when absent. A domicile, once established, continues until the individual moves to a new location with the true intention of making his or her permanent home there. An individual can have only one domicile at a time.

## NONRESIDENT

A nonresident is an individual who does not meet the definition of resident. If required to file, nonresidents with income from another state must use the Missouri Income Percentage (Form MO-NRI) to determine income percentages.

## NONRESIDENT ALIEN SPECIAL FILING INSTRUCTIONS

If you do not have a social security number, enter your identifying number in the social security number space provided. Enter on Form MO-1040, Line 1 the amount from U.S. Nonresident Alien Income Tax Return (Federal Form 1040NR), Line 35 or U.S. Income Tax Return for Certain Nonresident Aliens With No Dependents (Federal Form 1040NR-EZ), Line 10.

### Filing Status

If you selected Box 2 on the Federal Form 1040NR; or Box 1 on Federal Form 1040NR-EZ, select **Single** as your filing status on Form MO-1040.

If you selected Box 5 and did not claim your spouse as an exemption on Federal Form 1040NR, or if you selected Box 2 on Federal Form 1040NR-EZ, select **Married Filing Separate** as your filing status on Form MO-1040.

If you selected Box 6 on Federal Form 1040NR, select **Qualifying Widow** as your filing status on Form MO-1040.

### Itemized Deductions

Nonresident aliens who are required to itemize their deductions for federal purposes must also itemize deductions on their Missouri return. Visit <http://dor.mo.gov/personal/individual/> for more detailed information and Frequently Asked Questions.

### Federal Tax Deduction

Enter on Form MO-1040, Line 9 the amount from Federal Form 1040NR, Line 53 less Lines 43, 44, 65, and any amount from Health Coverage Tax Credit (Federal Form 8885) included in Line 69; or the amount from Federal Form 1040NR-EZ, Line 15.

Enter on Form MO-1040, Line 10, the amount from Federal Form 1040NR, Lines 43, 44, 46, 57, and 59b.

For all other lines of Form MO-1040, see instructions beginning on page 6.

### PART-YEAR RESIDENT

All income earned while living in Missouri is taxable to Missouri. A part-year resident may determine to be taxed as a resident for the entire year by using the Credit for Income Taxes Paid to Other States or Political Subdivisions (Form MO-CR) to claim a credit for taxes paid to another state on the income earned while living in Missouri. Or a part-year resident may use Missouri Income Percentage (Form MO-NRI) to determine their income based on the income earned while living in Missouri.

### MILITARY PERSONNEL

The Servicemembers Civil Relief Act prevents military personnel from being taxed on military income by any state other than their home of record state. The Military Spouses Residency Relief Act prevents income earned by servicemembers' spouses from being taxed by any state other than their state of residence. If you are a member of any active duty component of the Armed Forces of the United States, you may be eligible for an income deduction. See Line 17 instructions on page 8 for more information or visit <http://dor.mo.gov/military/>.

### Missouri Home of Record

If you entered the Armed Forces in Missouri, your home of record is presumed to be Missouri and you are presumed to be domiciled in Missouri.

### Missouri Home of Record (Stationed Outside Missouri)

You are considered a **nonresident** for tax purposes if you:

- maintained no permanent living quarters in Missouri during the year;
- maintained permanent living quarters elsewhere; and
- did not spend more than 30 days of the year in Missouri

Therefore, your military pay, interest & dividend income are not taxable to Missouri. Complete Form MO-NRI and attach to Form MO-1040.

**Note:** If your spouse remains in Missouri more than 30 days while you are stationed outside Missouri, your total income, including your military pay, is taxable to Missouri. If you are the spouse of a

military servicemember, are living outside of Missouri and Missouri is your state or residence, any income you earn is taxable to Missouri. If you earn more than \$1,200 you must file Form MO-1040.

### Missouri Home of Record (Stationed in Missouri)

If your home of record is Missouri and you are stationed in Missouri due to military orders, all of your income, including your military pay, is taxable to Missouri.

### Missouri Home of Record (Entering or Leaving the Military)

If you are entering or leaving the military, Missouri is your home of record, and you spend more than 30 days in Missouri, your total income, including your military pay, is taxable to Missouri.

### Non-Missouri Home of Record (Stationed In Missouri)

The military pay of a nonresident military personnel stationed in Missouri due to military orders is not taxable to Missouri. If you are a servicemember and earned only military income while stationed in Missouri, complete a No Return Required-Military Online Form by visiting <http://sa.dor.mo.gov/nri/>.

If you are a military servicemember and earned \$600 or more in Missouri in non-military income, this non-military income is taxable to Missouri and cannot be subtracted from your federal adjusted gross income on your Form MO-1040.

If you are the spouse of a military servicemember, are in Missouri because the military servicemember is stationed in Missouri on military orders, and your state of residence is another state, any income earned by you is not taxable to Missouri. However, if you earn more than \$600 you must file Form MO-1040 and provide verification of your state of residence. Acceptable verification may include any of the following from your state of residence: a copy of your 2019 state income tax return, 2019 property tax receipts, current driver license, vehicle registration or voter identification card. You must report the military pay of the servicemember and your income on Form MO-A, Part 1, Line 10, as a "Military (Nonresident)" subtraction to your federal adjusted gross income. For additional information, visit <http://dor.mo.gov/military/>.

### OTHER STATE INCOME

You must begin Form MO-1040 with your total federal adjusted gross income, as reported on your federal return. Lines 1 through 27 of the return are computed as if you are a full-year resident. Tax (Line 26) is computed on all your income, and may then be reduced by a resident credit (Line 27), or by a Missouri income percentage (Line 28). The result is a prorated Missouri tax liability (Line 27) based only on the income earned in Missouri. See page 9, Lines 27 and 28.

### DECLARATION OF ESTIMATED TAX

Residents and nonresidents are required to make a declaration of estimated tax if their Missouri estimated tax is expected to be at least \$100. If you are required to make estimated tax payments, you must do so by remitting your tax payment along with an Estimated Tax Declaration for Individuals (Form MO-1040ES).

### ADDRESS CHANGE

Visit <http://dor.mo.gov/personal/individual/> to obtain an official address change form to change your address with the Department. Address change requests should be mailed to: **Department of Revenue, P.O. Box 2200, Jefferson City, MO 65105-2200**. This will help forward any refund check or correspondence to your new address.

You may complete our online address change form by visiting <http://dor.mo.gov/howdoi/addchange.php>.



## CONSUMER'S USE TAX

Use tax is imposed on the storage, use or consumption of tangible personal property in this state. The state use tax rate is 4.225 percent. Cities and counties may impose an additional local use tax. Use tax does not apply if the purchase is subject to Missouri sales tax or otherwise exempt. A purchaser is required to file a use tax return if the cumulative purchase on which tax was not paid to the state exceeds \$2,000 in a calendar year. You can use the Individual Consumer's Use Tax Return ([Form 4340](#)). The due date for Form 4340 is April 15, 2020.

# FORM MO-1040

**Important: Complete your federal return first.** If you are filing a fiscal year return, indicate the beginning and ending dates on the line provided near the top of Form MO-1040.

## FILING STATUS

Select the same filing status on your Missouri return as claimed on the federal return. If on your federal return you selected the checkbox "Someone can claim you as a dependent," you will select "claimed as a dependent" on the Form MO-1040.

## AGE 62 THROUGH 64

If you or your spouse were ages 62, 63, or 64 by December 31, 2019, select the appropriate box.

## AGE 65 OR OLDER OR BLIND

If you or your spouse were age 65 or older or blind and qualified for these deductions on your 2019 federal return, select the appropriate boxes.

## 100 PERCENT DISABLED PERSON

You may select the 100 percent disabled box if you or your spouse are unable to engage in any substantial gainful activity by reason of any medically determinable physical or mental impairment that can be expected to result in death or has lasted or can be expected to last of a continuous period of not less than 12 months. A claimant is not required to be gainfully employed prior to such disability to qualify for a property tax credit.

Visit <http://dor.mo.gov/personal/ptc> to learn more about the property tax credit form.

## NON-OBLIGATED SPOUSE

You may select the non-obligated spouse box if your spouse owes the state of Missouri any child support payments, back taxes, student loans, etc., and you do not want your portion of the refund used to pay the amounts owed by your spouse. Debts owed to the Internal Revenue Service (IRS) are excluded from the non-obligated spouse apportionment.

## NAME AND ADDRESS

Print or type your name(s), address, and social security number(s) in the spaces provided on the return.

## DECEASED TAXPAYER

If the taxpayer or spouse died in 2019, select the appropriate box. If a refund is due to a deceased taxpayer, attach a copy of Statement of Person Claiming Refund Due a Deceased Taxpayer (Federal Form 1310) and death certificate.

# FIGURE YOUR MISSOURI ADJUSTED GROSS INCOME

Missouri requires the division of income between spouses. Taxpayers filing a combined return pay less tax by dividing the income between spouses and then determining the tax amount for each person's income. You must begin your Missouri return with your total federal adjusted gross income, even if you have income from a state other than Missouri.

## LINE 1 - FEDERAL ADJUSTED GROSS INCOME

If your filing status is "married filing combined" and both spouses are reporting income, use the worksheet on page 7 to split income between you and your spouse. The combined income for you and your spouse must equal the total federal adjusted gross income you reported on your federal return. For all other filing statuses, use the chart below to determine your federal adjusted gross income.

If you include loss(es) of \$1,000 or more on Line 1, you must attach a copy of Federal Form 1040 or Federal Form 1040-SR (pages 1 and 2).

Federal Form	Line Numbers
Federal Form 1040 or Federal Form 1040-SR	Line 8b
Federal Form 1040X	Line 1

### Missouri Modifications

**Before completing Lines 2, 3, and 4, read the Information to Complete Form MO-A, Part 1, pages 12 through 16.**

## LINE 2 - TOTAL ADDITIONS

Enter the total additions amount from Form MO-A, Part 1, Line 7.

## LINE 4 - TOTAL SUBTRACTIONS

Enter the total subtractions amount from Form MO-A, Part 1, Line 18.

## LINE 7 - INCOME PERCENTAGES

To calculate your income percentage for Line 7, complete the chart below if both spouses have income.

<b>Yourself</b>	
Line 5Y _____ ÷ Line 6 _____ = _____	
<b>Spouse</b>	
Line 5S _____ ÷ Line 6 _____ = _____	

The total entered on Line 7 must equal 100 percent - round to the nearest percentage. *For example, 84.3 percent would be shown as 84 percent and 97.5 percent would be shown as 98 percent. Lines 7Y and 7S must equal 100 percent.*

**Note:** If one spouse has negative income and the other spouse has positive income (Ex: your income is -\$15,000 and your spouse's income is \$30,000), enter zero percent on Line 7Y and 100 percent on Line 7S. If nothing is entered, the Department will consider this to be 100 percent.

# FIGURE YOUR TAXABLE INCOME

## LINE 8 - PENSION AND SOCIAL SECURITY/SOCIAL SECURITY DISABILITY/MILITARY EXEMPTION

If you or your spouse received a public, private, or military pension, social security or social security disability, complete Form MO-A, Part 3. Enter the amount from Form MO-A, Part 3, Total Exemption on MO-1040, Line 8. **Attach a copy of your federal return (pages 1 and 2), Distributions From Pensions, Annuities, Retirement or Profit-Sharing Plans, IRAs, Insurance Contracts, etc. (Form 1099-R), and Social Security Benefit Statement (SSA-1099).**

## LINE 9 - TAX FROM FEDERAL RETURN

Use the chart in next column to locate your tax on your federal return. **Do not enter your federal income tax withheld as shown on your Form(s) W-2 or federal return.**

If you have an earned income credit, you must subtract the credit from the tax on your federal return. If a negative amount is calculated, enter "0". If you used a method other than the federal tax table to determine your federal tax, attach the appropriate schedule.

Federal Forms	Line Numbers
1040 1040-SR	<ul style="list-style-type: none"> <li>Federal Form 1040 or 1040-SR Line 14 less;</li> <li>Federal Form 1040 or 1040-SR Line 18a and 18c;</li> <li>Schedule 2, Part 1, Line 3;</li> <li>Schedule 3, Part 2, Line 9, and any amount from Form 8885 on Schedule 3, Part 2, Line 13.</li> </ul>
1040X	Line 8 less Lines 14 and 15, except amounts from Forms 2439 and 4136.

**Note: At the time the Department printed their tax booklets, the Internal Revenue Service had not finalized the 2019 federal income tax forms.**

## LINE 10 - OTHER FEDERAL TAX

Enter the total amount of:

- Schedule 2, Part 1, Line 3;
- Schedule 3, Part 1, Line 1;
- Schedule 2, Part 2, Line 6;
- Schedule 2, Part 2, Line 7b; and
- Any recapture taxes included on Schedule 2, Part 2, Line 10.

For amended returns enter the other taxes reported on Line 10 of Federal Form 1040X except: do not include self-employment tax, FICA tax, or railroad retirement tax on this line. **Attach a copy of your federal return (pages 1 and 2) and applicable schedules. Attach a copy of Federal Form(s) 4255, 8611, or 8828 if claiming recapture taxes.**

## Worksheet for Line 1 - Instructions for Completing the Adjusted Gross Income Worksheet

Missouri law requires a combined return for married couples filing together. A combined return means taxpayers are required to split their total federal adjusted gross income (including other state income) between spouses when beginning the Missouri return.

Splitting the income can be as easy as adding up your separate Form(s) W-2 and Miscellaneous Income (Federal Form) 1099. Or it may require allocating to each spouse the percentage of ownership in jointly held property, such as businesses, farm operations, dividends, interest, rent, and capital gains or losses. State refunds should be split based on each spouse's 2018 Missouri tax withheld, less each spouse's 2018 tax liability. The result should be each spouse's portion of the 2018 refund. Taxable social security benefits must be allocated by each spouse's share of the benefits received for the year.

The worksheet below lists income that is included on your federal return, along with federal line references. Find the lines that apply to your federal return, split the income between you and your spouse, and enter the amounts on the worksheet. When you have completed the worksheet, transfer the amounts from Line 18 to Form MO-1040, Lines 1Y and 1S.

Note: Remember, the incomes listed separately on Line 18 of this worksheet must equal your total federal adjusted gross income when added together.

Adjusted Gross Income Worksheet for Combined Return	Federal Form 1040 or Federal Form 1040-SR	Y - Yourself	S - Spouse
1. Wages, salaries, tips, etc.	1	:00 1	:00
2. Taxable interest income	2b	:00 2	:00
3. Dividend income	3b	:00 3	:00
4. State and local income tax refunds (from Schedule 1, Part 1)	1	:00 4	:00
5. Alimony received (from Schedule 1, Part 1)	2a	:00 5	:00
6. Business income or loss (from Schedule 1, Part 1)	3	:00 6	:00
7. Capital gain or loss	6	:00 7	:00
8. Other gains or losses (from Schedule 1, Part 1)	4	:00 8	:00
9. Taxable IRA distributions	4b	:00 9	:00
10. Taxable pensions and annuities	4d	:00 10	:00
11. Rents, royalties, partnerships, S corporations, trusts, etc. (from Schedule 1, Part 1)	5	:00 11	:00
12. Farm income or loss (from Schedule 1, Part 1)	6	:00 12	:00
13. Unemployment compensation (from Schedule 1, Part 1)	7	:00 13	:00
14. Taxable social security benefits	5b	:00 14	:00
15. Other income (from Schedule 1, Part 1)	8	:00 15	:00
16. Total (add Lines 1 through 15)		:00 16	:00
17. Less: federal adjustments to income (from Schedule 1, Part 2)	22	:00 17	:00
18. Federal adjusted gross income (Line 16 less Line 17) Enter amounts here and on Lines 1Y and 1S, Form MO-1040	8b	:00 18	:00

## LINE 12 - FEDERAL TAX PERCENTAGE

This percentage is based on the Missouri Adjusted Gross Income reported on Line 6. See below examples:  
 Example 1: If Line 6 is \$22,450, enter 35% on Line 12.  
 Example 2: If Line 6 is \$58,750, enter 15% on line 12.

Missouri Adjusted Gross Income Range (Line 6):	Federal Tax Percentage:
\$25,000 or less.....	35%
\$25,001 to \$50,000.....	25%
\$50,001 to \$100,000.....	15%
\$100,001 to \$125,000.....	5%
\$125,001 or more.....	0%

## LINE 13 - FEDERAL INCOME TAX DEDUCTION

Multiply Line 11 by percentage on Line 12. If you selected any filing status other than married filing combined on the MO-1040, your federal tax deduction may not exceed \$5,000. If you selected married filing combined, your federal tax cannot exceed \$10,000.

## LINE 14 - STANDARD OR ITEMIZED DEDUCTIONS

### Standard Deductions

If you claimed the standard deduction on your federal return, enter the standard deduction amount for your filing status. The amounts are listed on Form MO-1040, Line 14. **Use the chart on the next page to determine your standard deduction if you or your spouse selected any of the boxes for 65 or older, blind or claimed as a dependent.**

Federal Form	Line Numbers
Federal Form 1040 Federal Form 1040-SR	Line 9
Federal Form 1040X	Line 2

### Itemized Deductions

If you itemized on your federal return, you may want to itemize on your Missouri return or take the standard deduction, whichever results in a higher deduction. If you were **required** to itemize on your federal return, you must itemize on your Missouri return. To figure your itemized deductions, complete the Form MO-A, Part 2. **Attach a copy of your federal return (pages 1 and 2) and Federal Schedule A.**

## LINE 15 - LONG-TERM CARE INSURANCE DEDUCTION

If you paid premiums for qualified long-term care insurance in 2019, you may be eligible for a deduction on your Missouri income tax return. Qualified long-term care insurance is defined as insurance coverage for at least 12 months for long-term care expenses should such care become necessary because of a chronic health condition or physical disability, including cognitive impairment or the loss of functional capacity, thus rendering an individual unable to care for themselves without the help of another person.

Complete the worksheet in the right hand column only if you paid premiums for a qualified long-term care insurance policy; and the policy is for at least 12 months coverage.

**Note:** You cannot claim a deduction for amounts paid toward death benefits or extended riders.

## Worksheet for Long-Term Care Insurance Deduction

- Enter the amount paid for qualified long-term care insurance policy. . . . . A) \$ \_\_\_\_\_  
If you itemized on your federal return and your federal itemized deductions included medical expenses, go to Line B. If not, skip to H.
- Enter the amount from Federal Schedule A, Line 4 . . . . . B) \$ \_\_\_\_\_
- Enter the amount from Federal Schedule A, Line 1. . . . . C) \$ \_\_\_\_\_
- Enter the amount of qualified long-term care included on Line C. . . . . D) \$ \_\_\_\_\_
- Subtract Line D from Line C . . . . . E) \$ \_\_\_\_\_
- Subtract Line E from Line B (if the amount is less than zero, enter "0") . . . . . F) \$ \_\_\_\_\_
- Subtract Line F from Line A. . . . . G) \$ \_\_\_\_\_
- Enter Line G (or Line A if you did not have to complete Lines B through G) on Form MO-1040, Line 15 . . . . . H) \$ \_\_\_\_\_

**Attach a copy of your Federal Form 1040 or 1040-SR (pages 1 and 2) and Federal Schedule A (if you itemized your deductions).**

## LINE 16 - HEALTH CARE SHARING MINISTRY

If you made contributions to a qualifying health care sharing ministry, enter the amounts you paid in 2019 on Line 16. **Do not include amounts excluded from your federal taxable income.**

## LINE 17 - MILITARY INCOME DEDUCTION

Enter the amount of military income earned as a member of any **active duty** component of the Armed Forces of the United States. This includes being ordered to federal active duty status under 10 USC or 32 USC, participating in Annual Training (typically two weeks a year), and participating in other active training or schools, except for Inactive Duty for Training. This amount may not include military income earned during State Active Duty. This amount must be included in your federal adjusted gross income and not previously taken as a deduction or subtraction.

You should submit appropriate documentation to verify your military income deduction. Please include copies of all your Leave and Earnings Statement(s) which validate how long you were on active duty for training or annual training and the amount you earned on active duty for training or on annual training.

**Failure to attach the requested documentation may result in the disallowance of this deduction. If you have additional questions about this deduction, you may contact the Department's military liaison at [military@dor.mo.gov](mailto:military@dor.mo.gov).**

## LINE 18 - BRING JOBS HOME DEDUCTION

If you or your spouse accrued expenses associated with relocating a business to Missouri, you may be eligible for this deduction (if approved by the Department of Economic Development). The deduction is equal to 50 percent of the eligible in-sourcing expenses and cannot exceed your Missouri adjusted gross income.

For additional information, please visit <http://ded.mo.gov> or contact the Missouri Department of Economic Development at P.O. Box 118, Jefferson City MO 65102-0118.



## LINE 19 - TRANSPORTATION FACILITIES DEDUCTION

Taxpayers must receive approval from the Missouri Department of Economic Development to claim one of the following Transportation Facilities deductions: A) Port Cargo Expansion, B) International Trade Facility; and C) Qualified Trade Activities.

Select the appropriate deduction and enter the approved amount on Line 19. **Note: The Qualified Trade Activities deduction cannot exceed 50 percent of the taxpayer's Missouri adjusted gross income.**

## LINE 20 - FIRST-TIME HOME BUYERS DEDUCTION

You may deduct contributions to one or more first time home buyer account(s) and the interest accruing on these account(s). Complete a Missouri Form 5766 for each account and enter the applicable amount(s) on Lines 20a or 20b.

Line 20a: Enter the amount of the contribution deduction to a first time home buyer account(s), not to exceed \$800 (\$1,600 for married filing combined returns) from Form(s) 5766, Deduction Section, Line A.

Line 20b: Enter the amount of accrued interest on the first time home buyer account(s) from Form(s) 5766, Deduction Section, Line B.

Line 20: Enter the sum of Lines 20a and 20b in Line 20.

## LINE 22 - SUBTOTAL

Subtract Line 21 from Line 6. If less than zero, enter "0". **Do not enter a negative amount.**

## LINE 24 - ENTERPRISE ZONE INCOME OR RURAL EMPOWERMENT ZONE MODIFICATION

To claim the Enterprise Zone Income or Rural Empowerment Zone Modification, you must first receive notification of approval from the Department of Economic Development.

### Enterprise Zone Income Modification

If you or your spouse have exempt income from a business facility located in an enterprise zone that has been approved by the Department of Economic Development, enter one-half of the Missouri taxable income attributed to the new business facility in the enterprise zone. Refer to the Worksheet for Calculating Business Facility Credit, Enterprise Zone Modification and Enterprise Zone Credit (Form 4354) on Line 24.

### Rural Empowerment Zone Modification

If you or your spouse have exempt income from a new business facility located within a rural empowerment zone that has been approved by the Department of Economic Development, enter the Missouri taxable income attribute to a new business facility in a rural empowerment zone on Line 24.

Visit <http://ded.mo.gov> for additional information on either modification, or contact the Department of Economic Development, Incentives Section, P.O. box 118, Jefferson City, MO 65102-0118.

# FIGURE YOUR TAX

## LINE 26 - MISSOURI TAX

Calculate your tax by using your taxable income from Form MO-1040, Line 25Y and 25S, the Tax Rate Chart (page 22, Section A), and Tax Calculation Worksheet (page 22, Section B).

## LINE 27 AND 28 - RESIDENT CREDIT OR MISSOURI INCOME PERCENTAGE

A taxpayer **filing as a resident** who paid taxes to another state or political subdivision may take a credit for tax paid by using Form MO-CR. A taxpayer **filing as a nonresident** may calculate their Missouri income percentage by using the Form MO-NRI. A Form MO-CR and a Form MO-NRI may not be used by the same taxpayer on Form MO-1040. If filing a combined return, one spouse may use Form MO-NRI and the other spouse may elect to use Form MO-CR.

See lines 27 and 28. For more information and examples, visit <http://dor.mo.gov/personal/nonresident>. **Attach a copy of your other state or political subdivision's return.**

## LINE 27 - MISSOURI RESIDENT(S)

**You should take the resident credit (Form MO-CR) if:**

- you are a full-year Missouri resident; and
- you paid income tax to other state(s) or political subdivisions.

## LINE 28 - NONRESIDENT(S)

**You should determine your Missouri income percentage (Form MO-NRI) if:**

- you are a nonresident; and
- you had income from other state(s) or political subdivisions.

The amount on Line 28 should be 100 percent unless you use Form MO-NRI and determine a lesser percentage. If you do not enter a percentage on Line 28, your tax will be based on all of your income, regardless of where it was earned.

## LINE 27 OR 28 - PART-YEAR RESIDENT(S)

You may take either the resident credit or the Missouri income percentage. Complete both Forms MO-CR and MO-NRI and use the one that is to your advantage. All income earned while living in Missouri is taxable to Missouri. **Attach a copy of your other state or political subdivision's return.**

## LINE 30 - TAX ON LUMP SUM DISTRIBUTIONS AND RECAPTURE TAX ON MISSOURI LOW INCOME HOUSING CREDITS

### Lump Sum Distributions

A taxpayer who receives a lump sum distribution may be required to file a Lump Sum Distribution (Federal Form 4972). Because this income is not included in your Missouri adjusted gross income, a separate calculation must be made to compute the Missouri tax on this distribution.

You are subject to the tax if your state of legal residence was Missouri at the time you received the lump sum distribution. The amount of tax is 10 percent of your federal tax liability on the distribution received in 2019. You must compute this tax by multiplying the amount shown as tax on Federal Form 4972 by 10 percent.

For example, if your Federal Form 1040, Line 12a includes \$1,000 tax as a result of Federal Form 4972, the amount of tax on Form MO-1040 would be \$100. Select the Lump Sum Distribution box on Line 30. **Attach a copy of Federal Form 4972.**

### Recapture Tax

If you are required to recapture a portion of any federal low income housing credits taken on a low income housing project, you are also required to recapture a portion of any state credits taken. The state recapture amount is the proportion of the state credit that equals

the proportion the federal recapture amount bears to the original federal low income housing credit amount. **Attach a copy of your federal return (pages 1 and 2) and Federal Form 8611.**

## FIGURE YOUR PAYMENTS AND CREDITS

### LINE 33 - MISSOURI WITHHOLDING

Include only Missouri withholding as shown on your Form(s) W-2, 1099, or 1099-R. **Do not include withholding for federal taxes, local taxes, city earnings taxes, other state's withholding, or payments submitted with a Statement of Income Tax Payments for Nonresident Individual Partners or S Corporation Shareholders (Form MO-2NR) or a Statement of Income Tax Payments for Nonresident Entertainers (Form MO-2ENT). Attach a copy of all Form(s) W-2 and 1099. See Diagram 1, Form W-2, on page 22.**

### LINE 34 - ESTIMATED PAYMENTS

Include any estimated tax payments made on your 2019 return and any overpayment applied from your 2018 Missouri return.

### LINE 35 - NONRESIDENT PARTNER OR S CORPORATION SHAREHOLDER TAX WITHHELD

Include the payments from your distributive share by the partnership or S corporation, if you are a nonresident partner or S corporation shareholder as shown on Form(s) MO-2NR and the Nonresident Partnership Form (Form MO-NRP). **Attach Form(s) MO-2NR and MO-NRP.**

### LINE 36 - NONRESIDENT ENTERTAINER TAX WITHHOLDING

Include your share of the payments from gross earnings as a nonresident entertainer, as shown on Form(s) MO-2ENT, Line 7. Attach a schedule showing the date(s) and place(s) of the performance(s), the nonresident entertainer entity's name, and how your share of the amount paid was calculated. **Attach Form(s) MO-2ENT.**

### LINE 37 - EXTENSION OF TIME TO FILE

If you filed for an extension of time to file, enter on Line 37 the amount you paid to the Department of Revenue with Form MO-60.

### LINE 38 - MISCELLANEOUS TAX CREDITS

You may be eligible for certain tax credits. The total amount of tax credit is computed by completing Form MO-TC. Enter the total tax credit amount from Form MO-TC, Line 13 on Form MO-1040, Line 38. **Attach Form MO-TC, along with any applicable schedules, certificates, and federal form(s).** You can find a list of available credits and the agency to contact for information, forms, and approval to claim each credit on the Form MO-TC, located on page 37.

### LINE 39 - PROPERTY TAX CREDIT

Complete the Property Tax Credit Schedule (Form MO-PTS) to determine the amount of your property tax credit. See information to complete Form MO-PTS on pages 44-47.

### LINE 41 - AMENDED RETURN ONLY: PAYMENT ON ORIGINAL RETURN

Enter any payment(s) applied to your original filed return, including any penalties and interest.

### LINE 42 - AMENDED RETURN ONLY: OVERPAYMENT ON ORIGINAL RETURN

Enter the overpayment claimed or adjusted on your original return including interest.

## INDICATE THE REASON FOR AMENDING YOUR RETURN:

Select the box relating to why you are filing an amended return.

- Select **Box A** (federal audit) if you have knowledge or have received a notice that your federal return you previously filed was incorrect, or if the Internal Revenue Service (IRS) adjusted your original return. You must attach a copy of your amended federal return or a copy of your revenue agent's report. Enter the month, day, and year your audit was finalized.
- Select **Box B** if you have a Net Operating Loss (NOL) carryback on your amended return. Indicate the year your loss occurred.
- Select **Box C** if you have an investment tax credit carryback on your amended return. Indicate the year your credit occurred.
- Select **Box D** if you are filing an amended Missouri return as a result of filing an amended federal return. Enter the month, day, and year you filed your amended federal return.

## FIGURE YOUR REFUND OR AMOUNT DUE

### LINE 44 - OVERPAYMENT

If Line 40 is larger than Line 32, or on an amended return, Line 43 is larger than Line 32, enter the difference (overpayment) on Line 44. All or a portion of an overpayment can be refunded to you.

### LINE 45 - APPLY OVERPAYMENT TO NEXT YEAR'S TAXES

You may apply any portion of your refund to next year's taxes.

### LINE 46 - TRUST FUNDS

You may donate part or all of your overpaid amount or contribute additional payments to any of the trust funds listed on Form MO-1040 or any two additional trust funds.

**Children's Trust Fund** – Children's Trust Fund, Missouri's Foundation for Child Abuse Prevention, is a non-profit organization dedicated to the vision of children free to grow and reach their full potential in a nurturing and healthy environment free from child abuse and neglect. For more information please contact the Children's Trust Fund [www.ctf4kids.org](http://www.ctf4kids.org) or call 888-826-5437. (Minimum contribution: \$2, or \$4 if married filing combined)



**Veterans Trust Fund** – The Missouri Veterans Commission's Veterans Trust Fund is a means by which individuals and corporations may donate money to expand and improve services to veterans in Missouri. Contributions may be made at any time directly to: Veterans Trust Fund c/o The Missouri Veterans Commission, P.O. Drawer 147, Jefferson City, MO 65102-0147 or call (573) 751-3779. (Minimum contribution: \$2, or \$4 if married filing combined)



**Elderly Home Delivered Meals Trust Fund** – The Elderly Home Delivered Meals Trust Fund supports the home delivered meals program for Missouri's home-bound senior citizens, helping them to continue to live independently in their homes. The need for home delivered meals increases yearly



as persons are living longer and may need assistance. Please visit <http://health.mo.gov/seniors/aaa/index.php> for more information. (Minimum contribution \$2, or \$4 if married filing combined)

**Missouri National Guard Trust Fund** – The Missouri National Guard Trust Fund expands the capability to provide and coordinate Military Funeral Honors Ceremonies for veterans of Missouri and veterans buried in Missouri who have served their country in an honorable manner. Contributions may be made at any time directly to Missouri National Guard Trust Fund, ATTN: JFMO-J1/SSH, 2302 Militia Drive, Jefferson City, MO 65101-1203 or call (573) 638-9663. (Minimum contribution: \$2, or \$4 if married filing combined)



**Workers' Memorial Fund** – This fund has been established to create a permanent memorial for all workers who suffered a job related death or injuries that resulted in a permanent disability while on the job in Missouri. Requests for information and contributions may be made at any time to: Workers' Memorial Fund, Attn: Director's Office, 412 E Dunklin St., Jefferson City, MO 65101. (Minimum contribution: \$1, or \$2 if married filing combined)



**Childhood Lead Testing Fund** – Activities supported by this fund ensure that Missouri children at risk for lead poisoning are tested and receive appropriate follow-up activities to protect their health and well being from the harmful effects of lead. For more information please contact the Missouri State Public Health Laboratory at (573) 751-3334, or e-mail [labweb1@health.mo.gov](mailto:labweb1@health.mo.gov). (Minimum contribution: \$1, or \$2 if married filing combined)



**Missouri Military Family Relief Fund** – For more information, please contact: Missouri Military Family Relief Fund, 2302 Militia Drive, ATTN: JFMO-J1/SS, Jefferson City, MO 65201-1203. (Minimum contribution: \$1, or \$2 if married filing combined)



**General Revenue Fund** – Requests for information and contributions may be made at any time directly to General Revenue Fund, ATTN: Department of Revenue, P.O. Box 3022, Jefferson City, MO 65105-3022. (Minimum contribution: \$1, or \$2 if married filing combined)



**Organ Donor Program Fund** – Contributions support organ and tissue donation education and registry operation. For more information, please contact: Missouri Department of Health and Senior Services, Organ and Tissue Donor Program, P.O. Box 570, Jefferson City, MO 65102-0570, or call 888-497-4564. (Minimum contribution: \$2, or \$4 if married filing combined).



**Kansas City Regional Law Enforcement Memorial Foundation Fund** - The Regional Law Enforcement Memorial Garden honors and celebrates the men and women who have laid down their lives in the line of duty. Donations can be made directly to Kansas City Regional Law Enforcement Memorial Foundation Fund at 527 W 39th Street (132.24 mi) Kansas City, MO 64111. (Minimum contribution: \$1, or \$2 if married filing combined).



**Soldiers Memorial Military Museum in St. Louis Fund**- Supports Soldiers Memorial Military Museum in honoring military service members, veterans, and their families, and sharing St. Louis's involvement in the nation's military history from the American Revolution through today. Donations can be made directly to Soldiers Memorial Military Museum Fund at P.O. Box 775460 1315 Chestnut St., St. Louis, MO, 63103. (Minimum contribution: \$1, or \$2 if married filing combined).



want to give to more than two additional funds, please submit a contribution directly to the fund. For additional information visit <http://dor.mo.gov/personal/trustfunds.php>. Donations received from the following funds are designated specifically for Missouri residents.

**American Cancer Society Heartland Division, Inc., Fund (01)** – For more information anytime, call toll free 1-800-ACS-2345 or visit [www.cancer.org](http://www.cancer.org). Donations can be sent directly to the American Cancer Society at 1100 Pennsylvania Avenue, Kansas City, MO 64105. (Minimum irrevocable contribution: \$1, not to exceed \$200)



**American Diabetes Association Gateway Area Fund (02)** – Requests for information may be made by calling (314) 822-5490 or contacting Gateway Area Diabetes Association Fund, 15455 Conway Road, Suite 360, Chesterfield, MO 63017. (Minimum irrevocable contribution: \$1, not to exceed \$200)



**American Heart Association Fund (03)** – For more information, please contact: American Heart Association, 460 N. Lindbergh Blvd., St. Louis, MO 63141-7808, or call (314) 692-5600. (Minimum irrevocable contribution: \$1, not to exceed \$200)



**ALS Lou Gehrig's Disease Fund (05)** – Call 1-888-873-8539 for patient services in Eastern Missouri and 1-800-878-2062 for patient services in Western Missouri. (Minimum irrevocable contribution: \$1, not to exceed \$200)



**Arthritis Foundation Fund (09)** – Call (314) 991-9333 or visit [www.arthritis.org](http://www.arthritis.org). Contributions can be made at any time directly to the Arthritis Foundation, 9433 Olive Blvd., Suite 100, St. Louis, MO 63132. (Minimum irrevocable contribution: \$1, not to exceed \$200)



**Foster Care and Adoptive Parents Recruitment and Retention Fund (14)** – For more information please contact: Missouri Children's Division, P.O. Box 88, Jefferson City, MO 65103-0088 or call (573) 522-8024. (Minimum contribution: \$1, or \$2 if married filing combined)

**March of Dimes Fund (08)** – Send requests for information and contributions directly to the March of Dimes Fund, 11829 Dorsett Road, Maryland Heights, MO 63043. (Minimum irrevocable contribution: \$1, not to exceed \$200)



**Missouri National Guard Foundation Fund (19)** – The foundation assists Missouri National Guard Members and all veterans and their families by providing services that enable them to improve their financial, physical, mental and social well-being. The Foundation is a 501(c)(3) tax exempt, charitable organization. For more information call (573) 632-4240, or visit our website at [www.mongf.org](http://www.mongf.org). Donations can be made directly on the website, or mailed to Missouri National Guard Foundation, 2302 Militia Drive, Jefferson City, Missouri 65101. (Minimum contribution: \$1, or \$2 if married filing combined)



**Muscular Dystrophy Association Fund (07)** – Requests for information and contributions may be made at any time directly to: Muscular Dystrophy Association, 222 South Riverside Plaza, Suite 1500, Chicago, IL 60606; (312) 260-5900. (Minimum irrevocable contribution: \$1, not to exceed \$200)



**National Multiple Sclerosis Society Fund (10)** – Visit [www.nationalmssociety.org](http://www.nationalmssociety.org), call 1-800-FIGHTMS, or contact National Multiple Sclerosis Society Fund, 12125 Woodcrest Executive Drive, Suite 320, St. Louis, MO 63141 (Minimum irrevocable contribution: \$1, not to exceed \$200)



**Pediatric Cancer Research Trust Fund (18)** – CureSearch for Children's Cancer raises funds to support children's cancer research. For more information, visit [www.curesearch.org](http://www.curesearch.org) or call (800) 458-6223. (Minimum contribution: \$1, or \$2 if married filing combined)



### Additional Funds

If you choose to give to additional funds, enter the two-digit additional fund code in the spaces provided on Line 46. If you

## Funds

## Codes

American Cancer Society Heartland Division, Inc. Fund . . . . .	01
American Diabetes Association Gateway Area Fund . . . . .	02
American Heart Association Fund . . . . .	03
Amyotrophic Lateral Sclerosis (ALS - Lou Gehrig's Disease) Fund . . . . .	05
Arthritis Foundation Fund . . . . .	09
Foster Care and Adoptive Parents Recruitment and Retention Fund . . . . .	14
March of Dimes Fund . . . . .	08
Missouri National Guard Foundation Fund . . . . .	19
Muscular Dystrophy Association Fund . . . . .	07
National Multiple Sclerosis Society Fund . . . . .	10
Pediatric Cancer Research Trust Fund . . . . .	18

### LINE 47 - MISSOURI 529 EDUCATION SAVINGS PLAN DEPOSIT

You can deposit all or a portion of your refund into a Missouri 529 Education Savings Plan (MOST) account. To make this choice, there must be an open account and the total deposit must be a minimum of \$25. Please complete and attach Missouri's 529 Education Savings Plan Direct Deposit Form (Form 5632). For more information, see Form 5632 at <http://dor.mo.gov/forms>.

### LINE 48 - REFUND

Subtract Lines 45, 46, and 47 from Line 44 and enter on Line 48. If your refund is \$100,000 or more, please consider filing electronically and receiving your refund by direct deposit to your bank account. For security purposes, all refunds over this amount must be electronically deposited. If you do not file electronically with direct deposit, the Department will contact you for your banking information, which may delay your refund.

**Note:** If you have any other liability due the state of Missouri, such as child support payments, or a debt with the Internal Revenue Service, your income tax refund may be applied to that liability in accordance with [Section 143.781, RSMo](#). Your property tax credit may be applied to any property tax credit or individual income tax liability pursuant to [Section 143.782, RSMo](#). You will be notified if your refund is offset against any debt(s).

### LINE 50 - UNDERPAYMENT OF ESTIMATED TAX PENALTY

If the total payments and credits amount on Line 40 less Line 37 or Line 43 less Line 37 is less than 90 percent (66-2/3 percent for farmers) of the amount on Line 32, or if your estimated tax payments were not paid timely, you may owe a penalty. Complete the Underpayment of Estimated Tax by Individuals (Form MO-2210), see pages 39-42. If you owe a penalty, enter the penalty amount on Line 44.

If you have an overpayment on Line 44, the Department of Revenue will reduce your overpayment by the amount of the penalty.

### LINE 51 - AMOUNT DUE

Payments must be postmarked by **April 15, 2020**, to avoid interest and late payment charges. The Department of Revenue offers several payment options.

- **Check or money order:** Attach a check or money order (U.S. funds only), payable to Missouri Department of Revenue. By submitting payment by check, you authorize the Department of Revenue to process the check electronically upon receipt.
- **Do not postdate.** The Department of Revenue may electronically resubmit checks returned for insufficient or uncollected funds.

If you mail your payment after your return is filed, attach your payment to the Form MO-1040V found on page 48.

- **Electronic Bank Draft (E-Check):** By entering your bank routing number and checking account number, you can pay online at <http://dor.mo.gov> or by calling (888) 929-0513. There will be a convenience fee to use this service.
- **Credit Card:** The Department accepts MasterCard, Discover, Visa, and American Express. To pay online visit our website at <http://dor.mo.gov> or call (888) 929-0513. The convenience fees listed below will be charged to your account for processing credit card payments:

Amount of Tax Paid	Convenience Fee
\$0.00 - \$50.00	\$1.25
\$50.01 - \$75.00	\$1.75
\$75.01 - \$100.00	\$2.15
\$100.01 and up	2.15%

**Note:** The convenience fees for credit card transactions are paid to the third party vendor, **not** to the Missouri Department of Revenue. By accessing this payment system, the user will be leaving Missouri's website and connecting to the website of the third party vendor, which is a secure and confidential website.

### SIGN RETURN

You must sign Form MO-1040. Both spouses must sign a combined return. If you use a paid preparer, the preparer must also sign the return. If you wish to authorize the Director of Revenue to release information regarding your tax account to your preparer or any member of your preparer's firm, indicate by selecting the "yes" box below the signature line.

# INFORMATION TO COMPLETE FORM MO-A, PART 1

## Missouri Modifications to Federal Adjusted Gross Income

Form MO-A, Part 1, computes Missouri modifications to federal adjusted gross income. Modifications on Lines 1 through 6 include income that is exempt from federal tax, but taxable for state tax purposes. Modifications on Lines 8 through 17 exclude income that is exempt from state tax, but taxable for federal tax purposes. If after reviewing the instructions for Part 1, you have no modifications, enter on Form MO-1040, Lines 3 and 5, the same amount(s) entered on Form MO-1040, Line 1.

### LINE 1 - INTEREST ON STATE AND LOCAL OBLIGATIONS

If you received income from an obligation of a state or political subdivision **other than Missouri**, enter the amount of that income, reduced by the related expenses incurred (management fees, trustee fees, interest, etc.) if the expenses are more than \$500.

### LINE 2 - PARTNERSHIP, FIDUCIARY, S CORPORATION, OTHER

Enter positive adjustments (additions) reported from partnerships, fiduciaries, S corporations, or other sources. The partnership, fiduciary, or S corporation must notify you of the amount of any such adjustment (addition) to which you are entitled. Select the boxes applicable on Line 2 and attach a copy of the notification received.



### Net Operating Loss (NOL) - Carryback/Carryforward

In the year of your Net Operating Loss (NOL), enter on Form MO-A, Part 1, Line 2 the amount of your eligible NOL to be carried back or carried forward from the loss year. Enter the sum of the current year's NOL (as a positive number), plus any unused NOL from prior years. If your federal adjusted gross income includes an NOL carryback that is also carried back or carried forward to another year, enter the unused amount as an addition. Please attach the calculation of your NOL carryback/carryforward, or your Federal Form 1045, Schedules A and B.

**Amended returns only:** If your federal adjusted gross income includes an NOL (other than a farming loss) of more than two years, enter the loss amount as a positive number.

### Non-medical Withdrawal from Individual Medical Account (IMA)

Any monies you withdraw from your Individual Medical Account (IMA) for non-medical purposes are taxable to Missouri. The interest earned on such monies is also taxable to Missouri. The amount subject to tax is reported on a statement provided by the administrator of the IMA.

### Business Interest

**Previously Subtracted Business Interest Expenses:** Enter the amount of business interest expense included in your federal adjusted gross income, to the extent the amount was subtracted from federal adjusted gross income on the Form MO-A in a previous year.

### Non-qualified Withdrawal from Family Development Account

Non-qualified Withdrawal from Family Development Account: The amount of annual deposits previously subtracted must be added to your federal adjusted gross income if the withdrawal from the account was not for a qualified use.

### LINE 3 - NON-QUALIFIED DISTRIBUTION FROM A QUALIFIED 529 PLAN

Any distribution made by the Missouri Savings for Tuition Program (MOST), the 529 plan administered by the Missouri Education Deposit Program, or any other qualified 529 plan, not used for qualified education expenses, must be added to federal adjusted gross income of the taxpayer who made contributions to the plan. The amount of the distribution that must be added includes contributions previously exempt from state tax and earnings generated from the program (if the earnings are not already included in federal adjusted gross income). If the taxpayer who made the contribution is deceased, the beneficiary of the savings program must **add** the nonqualified taxable distribution to federal adjusted gross income on the Missouri income tax return.

### LINE 4 - FOOD PANTRY CONTRIBUTIONS INCLUDED ON SCHEDULE A

If you are claiming the Food Pantry Tax Credit (Form MO-FPT) and you included your donations as an itemized deduction on your Federal Schedule A, enter the amount of your donations, as noted on Form MO-FPT.

### LINE 5 - NONRESIDENT PROPERTY TAX

If you are a nonresident or part-year resident and you reported property taxes paid to another state or political subdivision on Line 5b and /or 5c of your Federal Schedule A, you must report an income modification on Line 5 of Form MO-A, unless that state or political subdivision allows a subtraction to income for Missouri property taxes. Visit <http://dor.mo.gov/faq/personal/nonresident.php> for a list of states that allow a subtraction for Missouri property taxes. If your state and local taxes from Federal Schedule A, Line 5d

exceeds \$10,000 (or \$5,000 for married filing separate filers), use the following calculation to determine your income modification that must be added to federal adjusted gross income.

$$\begin{array}{l} \text{Nonresident Property Tax} \\ \text{Total State and Local Tax} \end{array} \times \begin{array}{l} \$5,000 \text{ or} \\ \$10,000 \end{array} = \begin{array}{l} \text{Income} \\ \text{Modification} \end{array}$$

### LINE 6 - NONQUALIFIED DISTRIBUTION FROM A QUALIFIED ACHIEVING A BETTER LIFE EXPERIENCE PROGRAM (ABLE)

Any distribution made by the ABLE program administered by the Missouri Achieving a Better Life Experience board, not used for qualified disability expenses or not held for the minimum length of time established by the board must be added to the federal adjusted gross income of the taxpayer who made the contributions to the plan. The amount of the distribution that must be added includes contributions previously exempt from state tax and earnings generated from the program (if the earnings are not already included in federal adjusted gross income). If the taxpayer who made the contribution is deceased, the beneficiary must **add** the nonqualified distribution to federal adjusted gross income on the Missouri income tax return.

### LINE 7 - TOTAL ADDITIONS

Add Lines 1 through 6. Enter the totals on Form MO-A, Part 1, Line 7 and on Form MO-1040, Line 2.

### LINE 8 - INTEREST ON EXEMPT FEDERAL OBLIGATIONS

Interest from **direct obligations** of the U.S. Government, such as U.S. savings bonds, U.S. treasury bills, bonds, and notes is exempt from state taxation under the laws of the United States. **Attach a detailed list or all Federal Forms 1099.** Taxpayers who claim exclusion for interest from direct U.S. obligations must identify the specific securities owned, e.g., "U.S. savings bond". A general description such as "interest on U.S. obligation" or "U.S. Government securities" **is not acceptable.** (See Missouri Regulation [12 CSR 10-2.150](#) for the taxability of various U.S. Government related obligations.) **Failure to identify the specific security will result in the disallowance of the deduction.**

A federally taxed distribution received from a mutual fund investing exclusively in direct U.S. Government obligations is exempt. If the mutual fund invests in both exempt (direct) and non-exempt (indirect) federal obligations, the deduction allowed will be the distribution received from the mutual fund attributable to the interest on the direct U.S. Government obligations, as determined by the mutual fund. **Attach a copy of the year-end statement** received from the mutual fund showing either the amount of money received or the percentage of funds received from direct U.S. Government obligations, or a summary statement received from the mutual fund which clearly identifies the exempt and non-exempt portions of the U.S. Government obligation interest. The statement does not need to list each obligation separately. **Failure to attach the requested document will result in the disallowance of the deduction.**

Reduce the amount claimed by related expenses, if expenses were over \$500. To arrive at the amount of related expenses, you may use actual expenses or a reasonable estimate. In general, you should use the same or similar method used to compute related expenses for federal income tax purposes, provided that the method reasonably reflects related expenses for Missouri-exempt income. If you fail to compute reasonable related expenses, the Director of Revenue will make an adjustment based on the best information available. If sufficient information is not available or if your records do not provide sufficient information, the Director of Revenue will use the following formula to compute related expenses:

$$\begin{array}{l} \text{Exempt Income} \\ \text{Total Income} \end{array} \times \begin{array}{l} \text{Expense} \\ \text{Items} \end{array} = \begin{array}{l} \text{Reduction to} \\ \text{Exempt Income} \end{array}$$



The principal expense item in this formula is interest expense; however, the Director of Revenue may include other expense items because of their direct relationship to the production of exempt income. You may propose an alternative method provided that it properly reflects the amount of related expenses.

#### LINE 9 - STATE INCOME TAX REFUND

Enter the amount of any state income tax refund included in your federal adjusted gross income on Form MO-1040, Line 1 (from Federal Form 1040 or Federal Form 1040-SR, Schedule, Part 1, Line 1). **Attach a copy of Federal Form 1040 or 1040-SR (pages 1 and 2) and applicable schedules.**

#### LINE 10 - PARTNERSHIP, FIDUCIARY, S CORPORATION, RAILROAD RETIREMENT BENEFITS, OTHER

Enter subtractions, reported from partnerships, fiduciaries, and S corporations. The partnership, fiduciary, and S corporation must notify you of the amount of any such subtraction to which you are entitled. Select the boxes applicable on Line 10 and attach a copy of the notification received. **Failure to attach a copy of the notification furnished to you will result in the disallowance of the subtraction.**

**Railroad Retirement Benefits Administered by the Railroad Retirement Board**, such as all Tier I and Tier II benefits and any railroad retirement sick pay, disability, and unemployment benefits, included in federal adjusted gross income (Form MO-1040, Line 1), are exempt from state taxation. Enter any such benefits received on Line 10. If you have other subtractions, indicate the source on Line 10. Other subtractions include:

- 1. Military Income of Nonresident Military Personnel.** Enter the amount of any military income received by nonresident military personnel stationed in Missouri. Nonresident active duty military service-members who are required to file a Missouri return may subtract the military income received from their federal adjusted gross income. Nonresident service-members' spouses who are in Missouri due to as their state of residence may subtract their income from their federal adjusted gross income. **Attach a copy of the Form(s) W-2 reporting your military income.**
- 2. Combat Pay Included in Federal Adjusted Gross Income Earned by Military Personnel with a Missouri Home of Record.** The IRS allows enlisted members, warrant officers and commissioned warrant officers to exclude their military pay received while serving in a combat zone, or while hospitalized as a result of injuries incurred while serving in a combat zone. The exclusion of combat pay received by a commissioned officer, other than a commissioned warrant officer, is limited to the highest rate of enlisted pay. Subtract all military income received while serving in a combat zone, which is included in Federal Adjusted Gross Income (FAGI) and is not otherwise excluded. In most cases combat pay is not included in Box 1, Wages, of Form W-2 and therefore is not included in FAGI. However if Box 1 includes combat pay, the portion consisting of combat pay may be taken as a subtraction for Missouri purposes.

**Example 1:** A resident of Missouri, is an enlisted member of the military. He enters a combat zone in July and is there through December. He earns \$12,000 January through June, and earns \$20,000 July through December. Box 1 of his Form W-2 should only indicate the \$12,000 he received prior to entering the combat zone. He is not entitled to a subtraction, as his combat pay is not included in his FAGI.

**Example 2:** A resident of Missouri, is a high ranking commissioned officer. He enters a combat zone in July and is there through December. He earns \$50,000 January through June, and earns \$70,000 July through December. The IRS limits his Form W-2 to indicate \$80,000. He is entitled to a

subtraction of \$30,000, which represents the portion of Box 1 of Form W-2 attributable to combat pay that is included in his FAGI.

- 3. Build America Bonds and Recovery Zone Bonds Interest.** Enter any interest received from Build America or Recovery Zone Bonds that is included in your federal adjusted gross income. **Attach a copy of your Interest Income (Form 1099-INT) or any other applicable documentation.**
- 4. Missouri Public-Private Transportation Act.** Enter any income received in connection with the Missouri Public Private Transportation Act, that is included in your federal adjusted gross income.
- 5. Net Operating Loss (NOL).** Any amount of Net Operating Loss deduction taken against federal taxable income but disallowed for Missouri income tax purposes after June 18, 2002, may be carried forward and taken against any income on the Missouri income tax return for a period of up to 20 years from the year of the initial loss. **Attach a calculation of your Net Operating Loss carryback/carryforward or a copy of your Federal Form 1045, Schedules A and B.**
- 6. Contributions into a Missouri Individual Medical Account (IMA).** Contributions that were made by your employer into an Individual Medical Account (IMA) and used to pay your health care expenses are exempt from Missouri income tax. The interest income earned on the IMA account is also exempt from Missouri income tax. The IMA contribution is identified in Box 14 of your Form W-2, Wage and Tax Statement. Reduce the amount of contributions by the amount of medical and dental expenses deducted on Federal Form 1040 or 1040-SR, and included in Missouri itemized deductions.
- 7. Accumulation Distribution.** If during the taxable year, you received a distribution as beneficiary of a trust that was made from accumulated earnings of prior years and you filed Tax on Accumulation Distribution of Trusts (Federal Form 4970), the amount of the distribution may be excluded from Missouri income to the extent that it was reported in your federal adjusted gross income.
- 8. Capital Gain Exclusion on Sale of Low Income Housing.** If during the taxable year, you sold a federally subsidized (HUD) low income housing project to a nonprofit or governmental organization, and at least 40 percent of the units are occupied by persons or families having incomes of 60 percent or less of the median income, you may exclude 25 percent of the capital gain from Missouri tax. However, the buyer of the property must agree to preserve or increase the low income occupancy of the project. To use this exclusion, enter 25 percent of the capital gain reported on your Federal Form 1040 or 1040-SR. **Attach a copy of your Federal Form 1040 or 1040-SR (pages 1 and 2) and Sales of Business Property (Federal Form 4797).**
- 9. Family Development Account.** A family development account holder may subtract the amount of annual deposits made to the account (not to exceed \$2,000). Approved withdrawals from the family development account are also exempt from state tax. Interest earned by a family development account is exempt from state taxation and may be subtracted from an account holder's federal adjusted gross income. Any money withdrawn for an unapproved use is subject to tax. **Attach proper certification and a copy of your Form 1099.**
- 10. Federally Taxable - Missouri Exempt Obligations.** Income from any bond issued by the Missouri Higher Education Loan Authority (MOHELA), including interest or proceeds resulting from the sale of the bond, is exempt from Missouri tax. Enter the amount of such income included in federal adjusted gross income on Line 10.
- 11. Condemnation of Property.** If you included in your Federal Adjusted Gross Income any gain arising from compulsory or involuntary conversion of property as a result of condemnation

or the imminence thereof, you may exclude that gain from Missouri tax. **Attach a copy of your Federal Form 1040 or 1040-SR, Schedule D, and Form 4797.**

**12. Employee Stock Ownership Plan (ESOP) Capital Gain Deduction.** Enter 50 percent of the net capital gain from the sale or exchange of employer securities of a Missouri corporation to a qualified Missouri employee stock ownership plan if, upon completion of the transaction, the qualified Missouri employee stock ownership plan owns at least 30 percent of all outstanding employer securities issued by the Missouri corporation. **Attach Form(s) 1099 and Beneficiary's Share of Income, Deductions, Credits, etc. (Schedule K-1).**

**13. Federally Taxable - Missouri Exempt Taxable Federal Reserve Bank Interest.** Interest income received from deposits held at a Federal Reserve Bank, to the extent it is included in federal income, is exempt from Missouri income tax. **Attach all Form(s) 1099.** If the interest income was received as part of a mutual fund distribution investing in exempt and non-exempt interest, the deduction allowed will be the distribution attributable to the interest from the Federal Reserve Bank, as determined by the mutual fund. **Attach a copy of the year-end statement** received from the mutual fund showing either the amount of money received or the percentage of funds received from a Federal Reserve Bank, or a summary statement received from the mutual fund which clearly identifies the exempt and non-exempt portions of the Federal Reserve Bank interest.

**FORM SSA-1099 - SOCIAL SECURITY BENEFIT STATEMENT**

<b>2019</b>			• PART OF YOUR SOCIAL SECURITY BENEFITS SHOWN IN BOX 5 MAY BE TAXABLE INCOME. • SEE THE REVERSE SIDE FOR MORE INFORMATION.		
Box 1. Name BETTY TAXPAYER		Box 2. Beneficiary's Social Security Number 000-00-0000			
Box 3. Benefits Paid in 2019 *\$8,400.00	Box 4. Benefits Repaid to SSA in 2019 NONE	Box 5. Net Benefits Repaid for 2019 (Box 3 minus box 4) \$8,400.00			
<b>DESCRIPTION OF AMOUNT IN BOX 3</b>			<b>DESCRIPTION OF AMOUNT IN BOX 4</b>		
Paid by check or direct deposit \$7,800.00			NONE		
Medicare premiums deducted from your benefit \$600.00					
Total Additions \$8,400.00					
Benefits for 2019 \$8,400.00					
Box 6. Voluntary Federal Income Tax Withheld NONE					
Box 7. Address BETTY TAXPAYER 5500 TAXES LANE TAXTOWN, MO 55555-5555					
Box 8. Claim Number (Use this number if you need to contact SSA.) 000-00-0000					
*Includes: \$12.00 Paid in 2019 for 2018					

Form SSA-1099-SM (12-2019) DO NOT RETURN THIS FORM TO SSA OR IRS 0603554

**14. Disallowed Business Income Expenses.** If your deduction for business interest expenses were limited under Sub section 163(j) of the Internal Revenue Code, enter the disallowed amount. **Attach a copy of your federal Form 8990.**

**LINE 11 - EXEMPT CONTRIBUTIONS MADE TO A QUALIFIED 529 PLAN**

The state of Missouri allows a subtraction from federal adjusted gross income for the amount of annual contributions made to

the Missouri Savings for Tuition Program (MOST), the 529 plan administered by the Missouri Education Deposit Program, or any other qualified 529 plan.

The maximum annual exempt contribution is \$8,000 for single individuals or \$16,000 for married couples filing a combined return. If you are a participant claiming a subtraction for a contribution made to the savings program, you must **attach your statement provided by the program manager.** The statement must be in the name of the plan participant (account owner) claiming the subtraction.

**LINE 12 - QUALIFIED HEALTH INSURANCE PREMIUMS**

Enter the amount you paid for health insurance premiums, not to exceed your federal taxable income. Do not include any pre-tax premiums paid, any premiums excluded from federal taxable income, or any long term care insurance premiums. Use the worksheet on page 33 to determine your allowable subtraction.

**LINE 13 - DEPRECIATION ADJUSTMENT**

If you purchased an asset between July 1, 2002 and June 30, 2003, and you elected to use the 30 percent depreciation on your federal return, you may be able to subtract a portion of the depreciation.

Enter the additional depreciation created by the Job Creation and Worker Assistance Act previously added back in prior years to the extent allowable by [Section 143.121, RSMo](#). This amount is computed by figuring the allowable depreciation prior to the Job Creation and Worker Assistance Act less the depreciation taken on your federal return.

If you have previously taken an addition modification for a qualifying property, but have sold or disposed of the property during the taxable year, select the box on Line 13 and take a subtraction for the amount not previously recovered. Visit [http://dor.mo.gov/pdf/depreciation\\_examples.pdf](http://dor.mo.gov/pdf/depreciation_examples.pdf) for more information and examples.

**LINE 14 - HOME ENERGY AUDIT EXPENSES**

Enter the amount you paid for the costs incurred for a home energy audit or the implementation of any energy efficiency recommendations, to the extent the amounts paid were not subtracted from federal taxable income. The amount of the subtraction is limited to \$1,000 for taxpayers filing a single return or \$2,000 for taxpayers filing a combined return. Please complete and attach the Home Energy Audit Expense ([Form MO-HEA](#)) found on page 32.

**LINE 15 - EXEMPT CONTRIBUTION MADE TO A QUALIFIED ACHIEVING A BETTER LIFE EXPERIENCE PROGRAM (ABLE)**

The State of Missouri allows a subtraction from federal adjusted gross income for the amount of annual contributions made to the Achieving a Better Life Experience Program (ABLE). This plan is administered by the Missouri Achieving a Better Life Experience Board. The maximum annual exempt contribution is \$8,000 for single individuals or \$16,000 for married couples filing a combined return. If you contributed to ABLE and are claiming the subtraction on your Missouri income tax return, please attach one of the following with your return:

- Bank statements reporting/verifying the contribution date and contribution amount,
- Copies of canceled checks,
- Form 5498-QA, or
- Other supporting documentation verifying the name of the individual who contributed to the ABLE account, contribution dates, and contribution amounts.

The documentation verifying contributions must be in the name of the individual claiming the subtraction.

## LINE 16 - AGRICULTURE DISASTER RELIEF

Enter the amount of payment received from a program that provides compensation to agricultural producers that have suffered a loss as a result of a disaster or emergency. This amount must be included in your Federal Adjusted Gross Income. Attach a copy of the Form 1099, as well as a Federal Schedule F and Federal Schedule K-1 if applicable, indicating the payment amount.

## LINE 17 - BUSINESS INCOME DEDUCTION

The State of Missouri allows a subtraction from federal adjusted gross income in the amount of 10 percent for Missouri Source Business Deductions. Complete the worksheet below only if you have Missouri source income and are claiming a Business Income Deduction. Please provide the Federal Form 1040 or Federal Form 1040-SR and all applicable schedule(s) for verification.

### Worksheet for Missouri Source Business Deduction

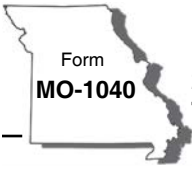
	<u>Yourself</u>	<u>Spouse</u>
1. Missouri-source net profit from Form 1040, Schedule(s) C, Line 31 that is included in federal adjusted gross income. (Enter zero if negative.)	1Y _____	2S _____
2. Missouri-source net profit (loss) from Form 1040 Schedule E, Part II, Line 32, that is included in federal adjusted gross income.	2Y _____	2S _____
3. Business income (Combine Line 1 and Line 2; amount cannot be less than zero.)	3Y _____	3S _____
4. Business income deduction. Multiply 3 by 10%. Enter on Form MO-A, Part I, Line 17.	4Y _____	4S _____

**Enter the amount from Line 4 from the worksheet above on Form MO-A, Line 17.**

## LINE 18 - TOTAL SUBTRACTIONS

Add Lines 8 through 17. Enter the total on Form MO-A, Part 1, Line 18 and on Form MO-1040, Line 4.

**Note: Do not include income earned in other states on Line 18. Complete Form MO-NRI or Form MO-CR. See Form MO-1040, Line 27 or Line 28.**



MISSOURI DEPARTMENT OF  
**REVENUE**  
2019 Individual Income  
Tax Return - Long Form

For Calendar Year January 1 - December 31, 2019

Print in BLACK ink only and DO NOT STAPLE.

**Amended Return**     **Composite Return**  
(For use by S corporations or Partnerships)

If filing a fiscal year return enter the beginning and ending dates here.

Fiscal Year Beginning (MM/DD/YY)    Fiscal Year Ending (MM/DD/YY)

--	--	--	--	--	--

**Vendor Code**

0	0	0
---	---	---

**Department Use Only**

--	--	--

**Filing Status**

Single     Claimed as a Dependent     Married Filing Combined     Married Filing Separately     Head of Household     Qualifying Widow(er)

Age 62 through 64    Age 65 or Older    Blind    100% Disabled    Non-Obligated Spouse

Yourself  Spouse     Yourself  Spouse     Yourself  Spouse     Yourself  Spouse     Yourself  Spouse

**Name**

Social Security Number	Deceased in 2019	Spouse's Social Security Number	Deceased in 2019
<input type="text"/> - <input type="text"/> - <input type="text"/>	<input type="checkbox"/>	<input type="text"/> - <input type="text"/> - <input type="text"/>	<input type="checkbox"/>
First Name	M.I.	Last Name	Suffix
<input type="text"/>	<input type="text"/>	<input type="text"/>	<input type="text"/>
Spouse's First Name	M.I.	Spouse's Last Name	Suffix
<input type="text"/>	<input type="text"/>	<input type="text"/>	<input type="text"/>

In Care Of Name (Attorney, Executor, Personal Representative, etc.)

**Address**

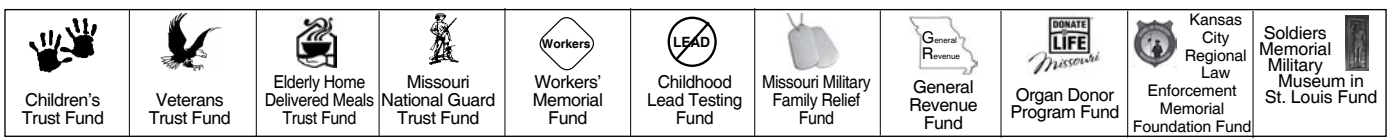
Present Address (Include Apartment Number or Rural Route)

City, Town, or Post Office    State    ZIP Code

        -

County of Residence

You may contribute to any one or all of the trust funds on Line 46. See pages 10-11 of the instructions for more trust fund information.



19322010001

Income

	Yourself (Y)		Spouse (S)	
1. Federal adjusted gross income from federal return (see worksheet on page 7 of the instructions) . . . . .	1Y	.00	1S	.00
2. Total additions (from <b>Form MO-A</b> , Part 1, Line 7) . . . . .	2Y	.00	2S	.00
3. Total income - Add Lines 1 and 2. . . . .	3Y	.00	3S	.00
4. Total subtractions (from Form MO-A, Part 1, Line 18) . . . . .	4Y	.00	4S	.00
5. Missouri adjusted gross income - Subtract Line 4 from Line 3. . . . .	5Y	.00	5S	.00
6. Total Missouri adjusted gross income - Add columns 5Y and 5S . . . . .	6		.00	
7. Income percentages - Divide columns 5Y and 5S by total on Line 6. (Must equal 100%) . . . . .	7Y	%	7S	%

Exemptions and Deductions

8. Pension, Social Security, Social Security Disability, and Military exemption (from Form MO-A, Part 3, Section E) . . . . .	8	.00
9. Tax from federal return . . . . .	9	.00
10. Other tax from federal return. . . . .	10	.00
11. Total tax from federal return. Do not enter federal income tax withheld. . . . .	11	.00
12. Federal tax percentage – Enter the percentage based on your Missouri Adjusted Gross Income, Line 6. Use the chart below to find your percentage . . . . .	12	%

Missouri Adjusted Gross Income Range, Line 6:	Federal Tax Percentage:
\$25,000 or less . . . . .	35%
\$25,001 to \$50,000 . . . . .	25%
\$50,001 to \$100,000 . . . . .	15%
\$100,001 to \$125,000 . . . . .	5%
\$125,001 or more . . . . .	0%

13. Federal income tax deduction – Multiply Line 11 by the percentage on Line 12. Enter this amount not to exceed \$5,000 for an individual or \$10,000 for combined filers. . . . .	13	.00
14. Missouri standard deduction or itemized deductions. <ul style="list-style-type: none"> <li>• Single or Married Filing Separate - \$12,200</li> <li>• Head of Household - \$18,350</li> <li>• Married Filing Combined or Qualifying Widow(er) - \$24,400</li> </ul> If age 65 or older, blind, or claimed as a dependent, see page 6. If itemizing, see Form MO-A, Part 2. . . . .	14	.00
15. Long-term care insurance deduction . . . . .	15	.00
16. Health care sharing ministry deduction. . . . .	16	.00
17. Military income deduction . . . . .	17	.00
18. Bring jobs home deduction . . . . .	18	.00
19. Transportation facilities deduction . . . . .	19	.00

A. Port Cargo Expansion   
  B. International Trade Facility   
  C. Qualified Trade Activities





Deductions Continued

20. First Time Home Buyers deduction.	A. <input style="width: 80px;" type="text"/>	B. <input style="width: 80px;" type="text"/>	20	<input style="width: 80px;" type="text"/>	.00
21. Total deductions - Add Lines 8 and 13 through 20 . . . . .			21	<input style="width: 80px;" type="text"/>	.00
22. Subtotal - Subtract Line 21 from Line 6 . . . . .			22	<input style="width: 80px;" type="text"/>	.00
23. Multiply Line 22 by appropriate percentages (%) on Lines 7Y and 7S . . . . .			23Y	<input style="width: 80px;" type="text"/>	.00
			23S	<input style="width: 80px;" type="text"/>	.00
24. Enterprise zone or rural empowerment zone income modification . . . . .			24Y	<input style="width: 80px;" type="text"/>	.00
			24S	<input style="width: 80px;" type="text"/>	.00

Tax

25. Taxable income - Subtract Line 24 from Line 23 . . . . .	25Y	<input style="width: 80px;" type="text"/>	.00	25S	<input style="width: 80px;" type="text"/>	.00		
26. Tax (see tax chart on page 22 of the instructions). . . . .			26Y	<input style="width: 80px;" type="text"/>	.00	26S	<input style="width: 80px;" type="text"/>	.00
27. Resident credit - Attach <b>Form MO-CR</b> and other states' income tax return(s) . . . . .			27Y	<input style="width: 80px;" type="text"/>	.00	27S	<input style="width: 80px;" type="text"/>	.00
28. Missouri income percentage - Enter 100% unless you are completing <b>Form MO-NRI</b> . Attach Form MO-NRI and a copy of your federal return if less than 100% . . . . .			28Y	<input style="width: 80px;" type="text"/>	%	28S	<input style="width: 80px;" type="text"/>	%
29. Balance - Subtract Line 27 from Line 26; OR multiply Line 26 by percentage on Line 28 . . . . .			29Y	<input style="width: 80px;" type="text"/>	.00	29S	<input style="width: 80px;" type="text"/>	.00
30. Other taxes - Select box and attach federal form indicated.								
<input type="checkbox"/> Lump sum distribution (Form 4972)								
<input type="checkbox"/> Recapture of low income housing credit (Form 8611)			30Y	<input style="width: 80px;" type="text"/>	.00	30S	<input style="width: 80px;" type="text"/>	.00
31. Subtotal - Add Lines 29 and 30 . . . . .			31Y	<input style="width: 80px;" type="text"/>	.00	31S	<input style="width: 80px;" type="text"/>	.00
32. Total Tax - Add Lines 31Y and 31S . . . . .						32	<input style="width: 80px;" type="text"/>	.00

Payments and Credits

33. MISSOURI tax withheld - Attach Forms W-2 and 1099 . . . . .	33	<input style="width: 80px;" type="text"/>	.00		
34. 2019 Missouri estimated tax payments - Include overpayment from 2018 applied to 2019 . . . . .			34	<input style="width: 80px;" type="text"/>	.00
35. Missouri tax payments for nonresident partners or S corporation shareholders - Attach Forms MO-2NR and MO-NRP . . . . .			35	<input style="width: 80px;" type="text"/>	.00
36. Missouri tax payments for nonresident entertainers - Attach Form MO-2ENT . . . . .			36	<input style="width: 80px;" type="text"/>	.00
37. Amount paid with Missouri extension of time to file ( <b>Form MO-60</b> ) . . . . .			37	<input style="width: 80px;" type="text"/>	.00
38. Miscellaneous tax credits (from <b>Form MO-TC</b> , Line 13) - Attach Form MO-TC . . . . .			38	<input style="width: 80px;" type="text"/>	.00
39. Property tax credit - Attach <b>Form MO-PTS</b> . . . . .			39	<input style="width: 80px;" type="text"/>	.00
40. Total payments and credits - Add Lines 33 through 39 . . . . .			40	<input style="width: 80px;" type="text"/>	.00



**Skip Lines 41 through 43 if you are not filing an amended return.**

41. Amount paid on original return. . . . . 41  . 00

42. Overpayment as shown (or adjusted) on original return . . . . . 42  . 00

**Indicate Reason for Amending**

A. Federal audit. . . . . Enter date of IRS report (MM/DD/YY)  
 B. Net Operating Loss carryback . . . . . Enter year of loss (YY)  
 C. Investment tax credit carryback . . . . . Enter year of credit (YY)  
 D. Correction other than A, B, or C. . . . . Enter date of federal amended return, if filed. (MM/DD/YY)

43. Amended return total payments and credits - Add Line 41 to Line 40 or subtract Line 42 from Line 40. . . . . 43  . 00

44. If Line 40, or if amended return, Line 43, is larger than Line 32, enter the difference. Amount of OVERPAYMENT . . . . . 44  . 00

45. Amount of Line 44 to be applied to your 2020 estimated tax . . . . . 45  . 00

46. Enter the amount of your donation in the trust fund boxes below. See instructions for additional trust fund codes.

46a. Children's Trust Fund  . 00    46b. Veterans Trust Fund  . 00    46c. Elderly Home Delivered Meals Trust Fund  . 00    46d. Missouri National Guard Trust Fund  . 00

46e. Workers' Memorial Fund  . 00    46f. Childhood Lead Testing Fund  . 00    46g. Missouri Military Family Relief Fund  . 00    46h. General Revenue Fund  . 00

46i. Organ Donor Program Fund  . 00    46j. Kansas City Regional Law Enforcement Memorial Foundation Fund  . 00    46k. Soldiers Memorial Military Museum in St. Louis Fund  . 00

46l. Additional Fund Code     Additional Fund Amount  . 00    46m. Additional Fund Code     Additional Fund Amount  . 00

Total Donation - Add amounts from Boxes 46a through 46m and enter here . . . . . 46  . 00

47. Amount of Line 44 to be deposited into a Missouri 529 Education Savings Plan (MOST) account. Enter amount from Line E of [Form 5632](#) . . . . . 47  . 00

48. **REFUND** - Subtract Lines 45, 46, and 47 from Line 44 and enter here . . . . . 48  . 00

Reserved



Amount Due

49. If Line 32 is larger than Line 40 or Line 43, enter the difference.  
 Amount of UNDERPAYMENT (see the instructions for Line 49) . . . . . 49  . 00
50. Underpayment of estimated tax penalty - Attach [Form MO-2210](#). Enter penalty amount here . . . 50  . 00
- Select this box if you are a farmer exempt from the underpayment of estimated tax penalty.
51. **AMOUNT DUE** - Add Lines 49 and 50.  
 If you pay by check, you authorize the Department of Revenue to process the check electronically. Any returned check may be presented again electronically . . . . . 51  . 00

Under penalties of perjury, I declare that I have examined this return, including accompanying schedules and statements, and to the best of my knowledge and belief it is true, correct, and complete. By signing or entering my name in the "Signature" field(s) below, I am providing the Department of Revenue with my signature as required under [Section 143.561, RSMo](#). Declaration of preparer (other than taxpayer) is based on all information of which he or she has knowledge. As provided in [Chapter 143, RSMo](#), a penalty of up to \$500 shall be imposed on any individual who files a frivolous return. I also declare under penalties of perjury that I employ no illegal or unauthorized aliens as defined under federal law and that I am not eligible for any tax exemption, credit, or abatement if I employ such aliens.

Signature

Signature	Date (MM/DD/YY)	
<input type="text"/>	<input type="text"/>	<input type="text"/>
Spouse's Signature (If filing combined, BOTH must sign)	Date (MM/DD/YY)	
<input type="text"/>	<input type="text"/>	<input type="text"/>
E-mail Address	Daytime Telephone	
<input type="text"/>	<input type="text"/>	
Preparer's Signature	Date (MM/DD/YY)	
<input type="text"/>	<input type="text"/>	<input type="text"/>
Preparer's FEIN, SSN, or PTIN	Preparer's Telephone	
<input type="text"/>	<input type="text"/>	
Preparer's Address	State	ZIP Code
<input type="text"/>	<input type="text"/>	<input type="text"/>

I authorize the Director of Revenue or delegate to discuss my return and attachments with the preparer or any member of the preparer's firm . . . . .  Yes  No

Department Use Only

A     FA     E10     DE     F     .

(Revised 12-2019)

**Mail To: Balance Due:**  
 Missouri Department of Revenue  
 P.O. Box 329  
 Jefferson City, MO 65105-0329

**Refund or No Amount Due:**  
 Missouri Department of Revenue  
 P.O. Box 500  
 Jefferson City, MO 65105-0500

**Phone (Balance Due):** (573) 751-7200  
**Phone (Refund or No Amount Due):** (573) 751-3505  
**Fax:** (573) 751-2195  
**E-mail:** [income@dor.mo.gov](mailto:income@dor.mo.gov)



19322050001

## 2019 Tax Chart

To identify your tax, use your Missouri taxable income from Form MO-1040, Line 25Y and 25S and the tax chart in Section A below. A separate tax must be computed for you and your spouse.

Calculate your Missouri tax using the online tax calculator at <http://dor.mo.gov/personal/individual> or by using the worksheet in Section B below. Round to the nearest whole dollar and enter on Form MO-1040, Line 26Y and 26S.

### Tax Rate Chart

Section A

<u>If the Missouri taxable income is:</u>	<u>The tax is:</u>
\$0 to \$104. . . . .	\$0
At least \$105 but not over \$1,053. . . . .	1.5% of the Missouri taxable income
Over \$1,053 but not over \$2,106 . . . . .	\$16 plus 2% of excess over \$1,053
Over \$2,106 but not over \$3,159 . . . . .	\$37 plus 2.5% of excess over \$2,106
Over \$3,159 but not over \$4,212 . . . . .	\$63 plus 3% of excess over \$3,159
Over \$4,212 but not over \$5,265 . . . . .	\$95 plus 3.5% of excess over \$4,212
Over \$5,265 but not over \$6,318 . . . . .	\$132 plus 4% of excess over \$5,265
Over \$6,318 but not over \$7,371 . . . . .	\$174 plus 4.5% of excess over \$6,318
Over \$7,371 but not over \$8,424 . . . . .	\$221 plus 5% of excess over \$7,371
Over \$8,424 . . . . .	\$274 plus 5.4% of excess over \$8,424

### Tax Calculation Worksheet

Section B

	Yourself	Spouse	Example A	Example B
1. Missouri taxable income (Form MO-1040, Lines 25Y and 25S) . . . . .	\$ _____	_____	\$ 3,090	\$ 12,000
2. Enter the minimum taxable income for your tax bracket (see Section A above). If below \$1,053 enter \$0 . . . . .	- \$ _____	_____	- \$ 2,106	\$ 8,424
3. Difference - Subtract Line 2 from Line 1 . . . . .	= \$ _____	_____	= \$ 984	\$ 3,576
4. Enter the percent for your tax bracket (see Section A above) . . . . .	X _____ %	_____ %	% X 2.5%	_____ 5.4%
5. Multiply Line 3 by the percent on Line 4 . . . . .	= \$ _____	_____	= \$ 24.60	\$ 193.10
6. Enter the tax from your tax bracket - before applying the percent (see Section A above) . . . . .	+ \$ _____	_____	+ \$ 37	\$ 274
7. Total Missouri Tax - Add Line 5 and 6. Enter here and on Form MO-1040, Lines 26Y and 26S . . . . .	= \$ _____	_____	= \$ 62	\$ 467
			(\$61.60 rounded to the nearest dollar)	(\$467.10 rounded to the nearest dollar)

Diagram 1: Form W-2

The diagram shows a Form W-2 Wage and Tax Statement for 2019. Two callouts with arrows point to specific boxes:
 

- Missouri Taxes Withheld:** Points to box 17, 'State income tax'.
- Earnings Tax:** Points to box 19, 'Local income tax'.

 Other visible boxes include:
 

- Box 1: Wages, tips, other compensation
- Box 2: Federal income tax withheld
- Box 3: Social security wages
- Box 4: Social security tax withheld
- Box 5: Medicare wages and tips
- Box 6: Medicare tax withheld
- Box 7: Social security tips
- Box 8: Allocated tips
- Box 9: Advance EIC payment
- Box 10: Dependent care benefits
- Box 11: Nonqualified plans
- Box 12a-d: Retirement plans (Savings, Retirement, Third-party, Other)
- Box 15: State ID number
- Box 16: State wages, tips, etc.
- Box 18: Local wages, tips, etc.
- Box 20: Locality name



MISSOURI DEPARTMENT OF  
**REVENUE**  
**2019 Individual Income Tax Adjustments**

Department Use Only  
(MM/DD/YY)

--	--	--

Attach to Form MO-1040. Attach your federal return. See information beginning on page 12 to assist you in completing this form.

Name

Social Security Number

	-		-	
--	---	--	---	--

Spouse's Social Security Number

	-		-	
--	---	--	---	--

First Name

--

M.I. Last Name

--	--

Suffix

--

Spouse's First Name

--

M.I. Spouse's Last Name

--	--

Suffix

--

Part 1 - Missouri Modifications to Federal Adjusted Gross Income

**Additions**

Yourself (Y)

Spouse (S)

1. Interest on state and local obligations other than Missouri source. . . .

1Y		.00	1S		.00
----	--	-----	----	--	-----

2.  Partnership  Fiduciary  S Corporation  Business Interest

Net Operating Loss (Carryback/Carryforward)

Other (description)

2Y		.00	2S		.00
----	--	-----	----	--	-----

3. Nonqualified distribution received from a qualified 529 plan . . . . .  
(education savings program) not used for qualified expenses . . . . .

3Y		.00	3S		.00
----	--	-----	----	--	-----

4. Food Pantry contributions included on Federal Schedule A. . . . .

4Y		.00	4S		.00
----	--	-----	----	--	-----

5. Nonresident Property Tax. . . . .

5Y		.00	5S		.00
----	--	-----	----	--	-----

6. Nonqualified distribution received from a qualified Achieving a Better Life Experience Program (ABLE) not used for qualified expenses. . . .

6Y		.00	6S		.00
----	--	-----	----	--	-----

7. Total Additions - Add Lines 1 through 6. Enter here and on Form MO-1040, Line 2. . . . .

7Y		.00	7S		.00
----	--	-----	----	--	-----

**Subtractions**

8. Interest from exempt federal obligations included in federal adjusted gross income - Attach a detailed list or all Federal Form(s) 1099 . . . .

8Y		.00	8S		.00
----	--	-----	----	--	-----

9. Any state income tax refund included in federal adjusted gross income.

9Y		.00	9S		.00
----	--	-----	----	--	-----

10.  Partnership  Fiduciary  S Corporation  Railroad Retirement Benefits  Military (nonresident)

Combat Pay  Build America and Recovery Zone Bond Interest  MO Public-Private Transportation Act

Net Operating Loss  Federal Reserves Bank Interest  Business Interest

Other (description)

10Y		.00	10S		.00
-----	--	-----	-----	--	-----

11. Exempt contributions made to a qualified 529 plan (education savings program) . . . . .

11Y		.00	11S		.00
-----	--	-----	-----	--	-----

12. Qualified Health Insurance Premiums - Attach the Qualified Health Insurance Premiums Worksheet ([Form 5695](#)) and supporting documentation . . . . .

12Y		.00	12S		.00
-----	--	-----	-----	--	-----



19340010001

For Privacy Notice, see instructions.



13. Missouri depreciation adjustment ( <a href="#">Section 143.121, RSMo</a> )				
<input type="checkbox"/> Sold or disposed property previously taken as addition modification	13Y		.00	13S
14. Home Energy Audit Expenses - Attach the Home Energy Audit Expense ( <a href="#">Form MO-HEA</a> )	14Y		.00	14S
15. Exempt contributions made to a qualified Achieving a Better Life Experience Program (ABLE)	15Y		.00	15S
16. Agriculture Disaster Relief	16Y		.00	16S
17. Business Income Deduction – see worksheet on page 16.	17Y		.00	17S
18. Total Subtractions - Add Lines 8 through 17. Enter here and on Form MO-1040, Line 4	18Y		.00	18S

Complete this section only if you itemize deductions on your federal return. Attach your Federal Form 1040 (pages 1 and 2) and Federal Schedule A.

1. Total federal itemized deductions from Federal Form 1040 or Federal Form 1040-SR, Line 9	1		.00
2. 2019 Social security tax - (Yourself)	2		.00
3. 2019 Social security tax - (Spouse)	3		.00
4. 2019 Railroad retirement tax - Tier I and Tier II (Yourself)	4		.00
5. 2019 Railroad retirement tax - Tier I and Tier II (Spouse)	5		.00
6. 2019 Medicare tax - Yourself and Spouse (see instructions on page 43)	6		.00
7. 2019 Self-employment tax (see instructions on page 43)	7		.00
8. Total - Add Lines 1 through 7	8		.00
9. State and local income taxes from Federal Schedule A, Line 5 or enter \$0 if completing worksheet below	9		.00
10. Earnings taxes included in Line 9	10		.00
11. Net state income taxes - Subtract Line 10 from Line 9 or enter Line 7 from worksheet below	11		.00
12. Missouri Itemized Deductions - Subtract Line 11 from Line 8. Enter here and on Form MO-1040, Line 14	12		.00

**Complete this worksheet only if your total state and local taxes included in your federal itemized deductions (Federal Schedule A, Line 5d) exceeds \$10,000 (or \$5,000 for married filing separate filers).**

1. Enter the sum of your state and local taxes on Federal Form 1040 or Federal Form 1040-SR, Schedule A, Line 5d.	1		.00
2. State and local income taxes from Federal Form 1040 or Federal Form 1040-SR, Schedule A, Line 5a.	2		.00
3. Earnings taxes included on Federal Form 1040 or Federal Form 1040-SR, Schedule A, Line 5a	3		.00
4. Subtract Line 3 from Line 2.	4		.00
5. Divide Line 4 by Line 1.	5		%
6. Enter \$10,000 (\$5,000 if married filing separately).	6		.00
7. Multiply Line 6 by percentage on Line 5. Enter here and on Missouri Itemized Deductions, Line 11, above.	7		.00



**Part 3 - Pension and Social Security/Social Security Disability/Military Exemption**

**Public Pension Calculation** - Pensions received from any federal, state, or local government.

Section A

1. Missouri adjusted gross income from Form MO-1040, Line 6 .....	1		.00
2. Taxable social security benefits from Federal Form 1040 or Federal Form 1040-SR, Line 5b .....	2		.00
3. Subtract Line 2 from Line 1 .....	3		.00
4. Select the appropriate filing status and enter amount on Line 4.			
• Married Filing Combined (joint federal) - \$100,000			
• Single, Head of Household, Married Filing Separate, and Qualifying Widow(er) - \$85,000 .....	4		.00
5. Subtract Line 4 from Line 3 and enter on Line 5. If Line 4 is greater than Line 3, enter \$0 .....	5		.00
6. Taxable pension for each spouse from public sources from Federal Form 1040 or Federal Form 1040-SR, Line 4d .....	6Y		.00
		6S	
			.00
7. Amount from Line 6 or \$38,437 (maximum social security benefit), whichever is less .....	7Y		.00
		7S	
			.00
8. If you received taxable social security, complete Form MO-A, Lines 1 through 8 of Section C, and enter the amount(s) from Line(s) 6Y and 6S. See instructions if Line 3 of Section C is more than \$0. ....	8Y		.00
		8S	
			.00
9. Subtract Line 8 from Line 7. If Line 8 is greater than Line 7, enter \$0.	9Y		.00
		9S	
			.00
10. Add amounts on Lines 9Y and 9S .....	10		.00
11. Total public pension, subtract Line 5 from Line 10. If Line 5 is greater than Line 10, enter \$0 .....	11		.00

**Private Pension Calculation** - Annuities, pensions, IRAs, and 401(k) plans funded by a private source.

Section B

1. Missouri adjusted gross income from Form MO-1040, Line 6 .....	1		.00
2. Taxable social security benefits from Federal Form 1040 or Federal Form 1040-SR, Line 5b .....	2		.00
3. Subtract Line 2 from Line 1 .....	3		.00
4. Select the appropriate filing status and enter the amount on Line 4.			
• Married Filing Combined (joint federal) - \$32,000			
• Single, Head of Household, and Qualifying Widow(er) - \$25,000			
• Married Filing Separate - \$16,000 .....	4		.00
5. Subtract Line 4 from Line 3. If Line 4 is greater than Line 3, enter \$0 .....	5		.00
6. Taxable pension for each spouse from private sources from Federal Form 1040 or Federal Form 1040-SR, Line 4b and 4d .....	6Y		.00
		6S	
			.00
7. Amounts from Line 6Y and 6S or \$6,000, whichever is less .....	7Y		.00
		7S	
			.00
8. Add Lines 7Y and 7S .....	8		.00
9. Total private pension, subtract Line 5 from Line 8. If Line 5 is greater than Line 8, enter \$0. ....	9		.00



**Social Security or Social Security Disability Calculation** - To be eligible for social security deduction you must be 62 years of age by December 31 and have selected the 62 and older box on page 1 of Form MO-1040. Age limit does not apply to social security disability deduction.

**Section C**

1. Missouri adjusted gross income from Form MO-1040, Line 6 . . . . .	1	<input type="text"/>	.00			
2. Select the appropriate filing status and enter the amount on Line 2. <ul style="list-style-type: none"> <li>• Married Filing Combined (joint federal) - \$100,000</li> <li>• Single, Head of Household, Married Filing Separate, and Qualifying Widow(er) - \$85,000 . . . . .</li> </ul>	2	<input type="text"/>	.00			
3. Subtract Line 2 from Line 1 and enter on Line 3. If Line 2 is greater than Line 1, enter \$0 . . . . .	3	<input type="text"/>	.00			
4. Taxable social security benefits for each spouse from Federal Form 1040 or Federal Form 1040-SR, Line 5b . . . . .	4Y	<input type="text"/>	.00	4S	<input type="text"/>	.00
5. Taxable social security disability benefits for each spouse from Federal Form 1040 or 1040-SR, Line 5b . . . . .	5Y	<input type="text"/>	.00	5S	<input type="text"/>	.00
6. Amount from Line(s) 4Y or 5Y, and 4S or 5S . . . . .	6Y	<input type="text"/>	.00	6S	<input type="text"/>	.00
7. Add Lines 6Y and 6S . . . . .	7	<input type="text"/>	.00			
8. Total social security/social security disability, subtract Line 3 from Line 7. If Line 3 is greater than Line 7, enter \$0 . . . . .	8	<input type="text"/>	.00			

**Military Pension Calculation**

**Section D**

1. Military retirement benefits included on Federal Form 1040 or Federal Form 1040-SR, Line 4d . . . . .	1	<input type="text"/>	.00
2. Taxable public pension from Federal Form 1040 or Federal Form 1040-SR, Line 4d . . . . .	2	<input type="text"/>	.00
3. Divide Line 1 by Line 2 (Round to whole number) . . . . .	3	<input type="text"/>	%
4. Multiply Line 3 by Line 11 of Section A. . . . .	4	<input type="text"/>	.00
5. Total military pension, subtract Line 4 from Line 1 . . . . .	5	<input type="text"/>	.00

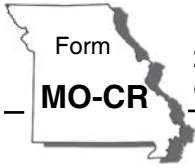
**Total Pension and Social Security/Social Security Disability/Military Exemption**

**Section E**

Add Line 11 (Section A), Line 9 (Section B), Line 8 (Section C), and Line 5 (Section D) from Form MO-A. Enter total amount here and on Form MO-1040, Line 8. . . . .	<input type="text"/>	.00
---	----------------------	-----

Attach to Form MO-1040. Attach your federal return.  
See information beginning on page 12 to assist you in completing this form.





MISSOURI DEPARTMENT OF  
**REVENUE**  
**2019 Credit for Income Taxes Paid To  
 Other States or Political Subdivisions**

Complete this form if you or your spouse have income from another state or political subdivision. If you had multiple credits, complete a separate form for each state or political subdivision.

Attach Form MO-CR and **all income tax returns** for each state or political subdivision to Form MO-1040.

Name	Social Security Number
<input type="text"/>	<input type="text"/> - <input type="text"/> - <input type="text"/>

Spouse's Name	Spouse's Social Security Number
<input type="text"/>	<input type="text"/> - <input type="text"/> - <input type="text"/>

	Yourself (Y)	Spouse (S)
1. Claimant's total adjusted gross income (Form MO-1040, Line 5Y and Line 5S) . . . . .	1Y <input type="text"/> .00	1S <input type="text"/> .00
2. Claimant's Missouri income tax (Form MO-1040, Line 26Y and 26S). Use the two letter abbreviation for the state or name of political subdivision. See the table on back for the two letter abbreviation, or enter the name of the political subdivision below. _____	2Y <input type="text"/> .00	2S <input type="text"/> .00
	State of: <input type="text"/>	State of: <input type="text"/>
3. Wages and commissions. . . . .	3Y <input type="text"/> .00	3S <input type="text"/> .00
4. Other income (Describe nature _____) . . . . .	4Y <input type="text"/> .00	4S <input type="text"/> .00
5. Total - Add Lines 3 and 4. . . . .	5Y <input type="text"/> .00	5S <input type="text"/> .00
6. Less, related adjustments (Federal Form 1040 or 1040-SR, . . . . . Line 8a). . . . .	6Y <input type="text"/> .00	6S <input type="text"/> .00
7. Net amounts - Subtract Line 6 from Line 5 . . . . .	7Y <input type="text"/> .00	7S <input type="text"/> .00
8. Percentage of your income taxed - Divide Line 7 by Line 1 . . . . .	8Y <input type="text"/> %	8S <input type="text"/> %
9. Maximum credit - Multiply Line 2 by percentage on Line 8 . . . . .	9Y <input type="text"/> .00	9S <input type="text"/> .00
10. Income tax you paid to another state or political subdivision. <b>This is not income tax withheld.</b> The income tax is reduced by all credits, except withholding and estimated tax. . . . .	10Y <input type="text"/> .00	10S <input type="text"/> .00
11. Credit - Enter the smaller amount of Line 9 or Line 10 here and on Form MO-1040, Line 27Y or Line 27S. If you have multiple credits, add the amounts on Line 11 from each Form MO-CR before entering on Form MO-1040 . . . . .	11Y <input type="text"/> .00	11S <input type="text"/> .00

Complete this form if you are a Missouri resident, resident estate, or resident trust with income from another state(s). A part-year resident may elect to use this form to determine his or her tax as if he or she were a resident for the entire taxable year. If you pay tax to more than one state, you must complete a separate Form MO-CR for each state.

Before you begin:

- Complete your Missouri return, Form MO-1040 (Lines 1 through 26).
- Complete the other state's return(s) to determine the amount of income tax you paid to the other state(s).

Line 1 - Enter the amount from Form MO-1040, Line 5Y and 5S.

Line 2 - Enter the amount from Form MO-1040, Line 26Y and 26S.

Lines 3 and 4 - Enter the total amount of wages, commissions, and other income you or your spouse received from the other state(s), as reported on the other state(s) return.

Line 5 - Add Lines 3 and 4; enter the total on Line 5.

Line 6 - Enter any federal adjustments from:

- Federal Form 1040 or 1040-SR, Line 8a

Line 7 - Subtract Line 6 from Line 5. Enter the difference on Line 7.

Line 8 - Divide Line 7 by Line 1. If greater than 100 percent, enter 100 percent. Round in whole percent, such as 91 percent instead of 90.5 percent. If percentage is less than 0.5 percent, use exact percentage. Enter percentage on Line 8.

Line 9 - Multiply Line 2 by percentage on Line 8. Enter amount on Line 9.

Line 10 - Enter your income tax liability as reported on the other state(s) income tax return. **This is not income tax withheld.** The income tax entered must be reduced by all credits, except withholding and estimated tax. If both you and your spouse paid income tax to the other state(s), each must claim his or her own portion of the tax liability.

Line 11 - Enter the smaller amount from Form MO-CR, Line 9 or Line 10. This is your Missouri resident credit. Enter the amount on Form MO-1040, Line 27Y and 27S. (If you have multiple credits, add the amounts on Line 11 from each MO-CR). Your total credit cannot exceed the tax paid or the percent of tax due to Missouri on that part of your income.

#### Two Letter Abbreviations for States

AL - Alabama	GA - Georgia	MD - Maryland	NM - New Mexico	SD - South Dakota
AK - Alaska	HI - Hawaii	MA - Massachusetts	NY - New York	TN - Tennessee
AZ - Arizona	ID - Idaho	MI - Michigan	NC - North Carolina	TX - Texas
AR - Arkansas	IL - Illinois	MN - Minnesota	ND - North Dakota	UT - Utah
CA - California	IN - Indiana	MS - Mississippi	OH - Ohio	VT - Vermont
CO - Colorado	IA - Iowa	MT - Montana	OK - Oklahoma	VA - Virginia
CT - Connecticut	KS - Kansas	NE - Nebraska	OR - Oregon	WA - Washington
DC - District of Columbia	KY - Kentucky	NV - Nevada	PA - Pennsylvania	WV - West Virginia
DE - Delaware	LA - Louisiana	NH - New Hampshire	RI - Rhode Island	WI - Wisconsin
FL - Florida	ME - Maine	NJ - New Jersey	SC - South Carolina	WY - Wyoming





**Resident/Nonresident Status - Select your status in the appropriate box below.**

Part A

Social Security Number

-  -

Name

Address

City, State, ZIP Code

1. Nonresident of Missouri  
State of residence during 2019 \_\_\_\_\_

2. Part-Year Missouri Resident  
Indicate the dates you were a Missouri Resident in 2019.

A. Date From: \_\_\_\_\_ Date To: \_\_\_\_\_

B. Indicate the other state of residence and dates you resided there \_\_\_\_\_

Date From: \_\_\_\_\_ Date To: \_\_\_\_\_

Spouse's Social Security Number

-  -

Spouse's Name

Address

City, State, ZIP Code

1. Nonresident of Missouri  
State of residence during 2019 \_\_\_\_\_

2. Part-Year Missouri Resident  
Indicate the dates you were a Missouri Resident in 2019.

A. Date From: \_\_\_\_\_ Date To: \_\_\_\_\_

B. Indicate the other state of residence and dates you resided there \_\_\_\_\_

Date From: \_\_\_\_\_ Date To: \_\_\_\_\_

Based on the **Military Spouse's Residency Relief Act**, if you are the spouse of a military servicemember residing outside of Missouri solely because your spouse is there on military orders, and Missouri is your state of residence, any income you earn is taxable to Missouri. **Do not complete Form MO-NRI.** You must report 100% on Line 28 of Form MO-1040.

3. Military/Nonresident Tax Status - Indicate your tax status below and complete Part C - Missouri Income Percentage.

Missouri Home of Record  
I did not at any time during the 2019 tax year maintain a permanent place of abode in Missouri, nor did I spend more than 30 days in Missouri during the year. I did maintain a permanent place of abode in the state of \_\_\_\_\_.

Non-Missouri Home of Record  
I resided in Missouri during 2019 solely because my spouse or I was stationed at \_\_\_\_\_ on military orders. My home of record is in the state of \_\_\_\_\_.

3. Military/Nonresident Tax Status - Indicate your tax status below and complete Part C - Missouri Income Percentage.

Missouri Home of Record  
I did not at any time during the 2019 tax year maintain a permanent place of abode in Missouri, nor did I spend more than 30 days in Missouri during the year. I did maintain a permanent place of abode in the state of \_\_\_\_\_.

Non-Missouri Home of Record  
I resided in Missouri during 2019 solely because my spouse or I was stationed at \_\_\_\_\_ on military orders. My home of record is in the state of \_\_\_\_\_.

**Worksheet for Missouri Source Income**

**Part B**

Adjusted Gross Income Computations	Federal Form 1040 or Federal Form 1040-SR Line No.	Yourself or One Income Filer		Spouse (On A Combined Return)	
		Missouri Sources		Missouri Sources	
A. Wages, salaries, tips, etc. . . . .	1	A	00	A	00
B. Taxable interest income. . . . .	2b	B	00	B	00
C. Dividend income . . . . .	3b	C	00	C	00
D. State and local income tax refunds (from schedule 1, part 1) . . . . .	1	D	00	D	00
E. Alimony received (from schedule 1, part 1) . . . . .	2a	E	00	E	00
F. Business income or (loss) (from schedule 1, part 1) . . . . .	3	F	00	F	00
G. Capital gain or (loss) . . . . .	6	G	00	G	00
H. Other gains or (losses) (from schedule 1, part 1) . . . . .	4	H	00	H	00
I. Taxable IRA distributions . . . . .	4b	I	00	I	00
J. Taxable pensions and annuities . . . . .	4d	J	00	J	00
K. Rents, royalties, partnerships, S corporations, etc. (from schedule 1, part 1) . . . . .	5	K	00	K	00
L. Farm income or (loss) (from schedule 1, part 1) . . . . .	6	L	00	L	00
M. Unemployment compensation (from schedule 1, part 1) . . . . .	7	M	00	M	00
N. Taxable social security benefits . . . . .	5b	N	00	N	00
O. Other income (from schedule 1, part 1) . . . . .	8	O	00	O	00
P. Total - Add Lines A through O . . . . .		P	00	P	00
Q. Less: federal adjustments to income . . . . .	8a	Q	00	Q	00
R. SUBTOTAL (Line P - Line Q) If no modifications to income, enter this amount on Part C, Line 1. . . . .	8b	R	00	R	00
S. Missouri modifications - additions to federal adjusted gross income (Missouri source from Form MO-1040, Line 2) . . . . .		S	00	S	00
T. Missouri modifications - subtractions from federal adjusted gross income (Missouri source from Form MO-1040, Line 4) . . . . .		T	00	T	00
U. MISSOURI INCOME (Missouri sources) Line R plus Line S, less Line T. Enter this amount on Part C, Line 1. . . . .		U	00	U	00

**Missouri Income Percentage**

**Part C**

	1Y	00	1S	00
1. <b>Missouri Income</b> - Enter wages, salaries, etc. from Missouri. (You must file a Missouri return if the amount on this line is more than \$600) . . . . .				
2. Taxpayer's total adjusted gross income (from Form MO-1040, Lines 5Y and 5S or from your federal form if you are a military nonresident and you are not required to file a Missouri return) . . . . .				
3. <b>Missouri Income Percentage</b> - Divide Line 1 by Line 2. If greater than 100%, enter 100%. (Round to a whole percent such as 91% instead of 90.5% and 90% instead of 90.4%. However, if percentage is less than 0.5%, use the exact percentage.) Enter percentage here and on Form MO-1040, Lines 28Y and 28S . . . . .		%		%

Under penalties of perjury, I declare that I have examined this form and to the best of my knowledge and believe it is true, correct, and complete. Declaration of preparer (other than taxpayer) is based on all information of which he/she has any knowledge. As provided in Chapter 143, RSMo, a penalty of up to \$500 shall be imposed on any individual who files a frivolous return.

**Signature**

Signature	Date (MM/DD/YY)
<input type="text"/>	<input type="text"/>
Spouse's Signature (if filing combined, BOTH must sign)	Date (MM/DD/YY)
<input type="text"/>	<input type="text"/>

**Part A, Line 1: Nonresidents of Missouri**

If you are a Missouri nonresident and had Missouri source income, complete Part A, Line 1, Part B, and Part C. Attach a copy of your federal return, Form(s) W-2 and 1099 and this form to your Missouri return.

**Part A, Line 2: Part-Year Resident**

If you were a Missouri part-year resident with Missouri source income and income from another state, you may use Form MO-NRI or Form MO-CR, whichever is to your benefit. When using Form MO-NRI, complete Part A, Line 2, Part B, and Part C. Missouri source income includes any income (pensions, annuities, etc.) that you received while living in Missouri. Attach a copy of your federal return, Form(s) W-2 and 1099 and this form to your Missouri return.

**Part A, Line 3: Military Nonresident Tax Status**

**Missouri Home of Record - If you have a Missouri home of record and you:**

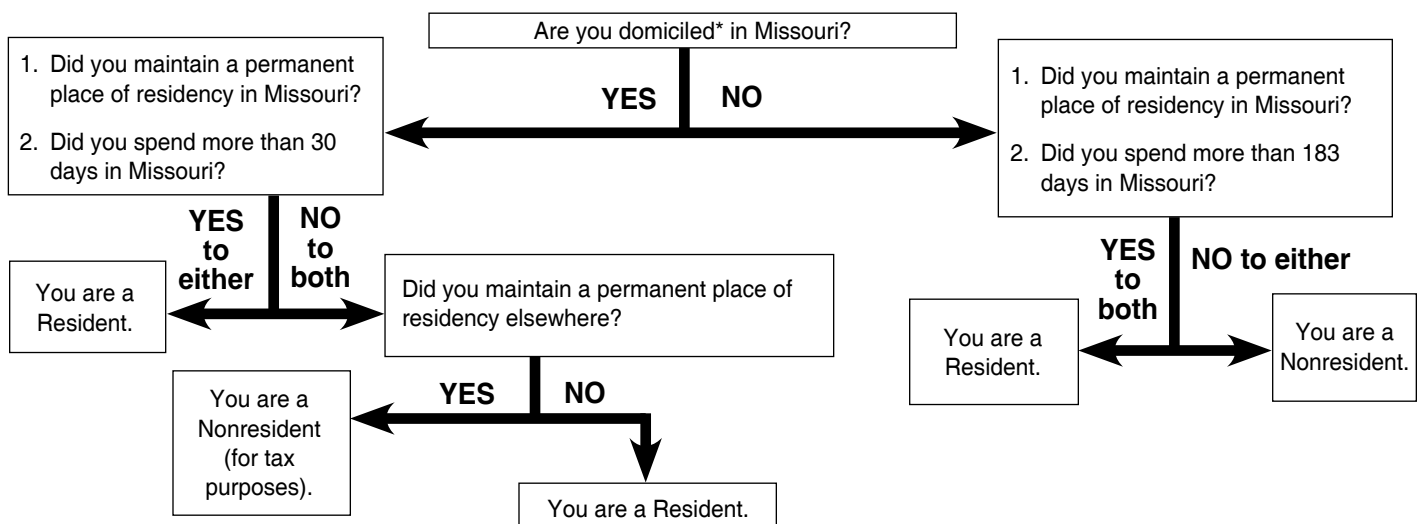
- a) Did not have any Missouri income other than military income, were not in Missouri for more than 30 days, did not maintain a home in Missouri during the year, but did maintain living quarters elsewhere, you qualify as a nonresident for tax purposes. Complete Part A, Line 3 and enter "0" on Part C, Line 1.
- b) Did have Missouri income other than military income, were in Missouri for more than 30 days or maintained a home in Missouri during the year, you cannot use this form. You must file Form MO-1040 because 100 percent of your income is taxable, including your military income. **Do not complete this form.**
- c) Did not have Missouri income other than military income but spent more than 30 days in Missouri or maintained a home in Missouri during the year, you must file Form MO-1040 because 100 percent of your income is taxable, including your military income. **Do not complete this form.**
- d) Are married to a Missouri resident, who is not in the military, but lives with you outside of Missouri on military orders, you may use Form MO-NRI to calculate your Missouri income percentage. However, any income earned by your spouse is taxable to Missouri. Your spouse is not eligible to complete Form MO-NRI.

**Military Nonresident Stationed in Missouri - If you are a military nonresident, stationed in Missouri and you:**

- a) Earned non-military income while in Missouri - You must file Form MO-1040. Complete Part A, Line 3, Part B and Part C. The nonresident military pay should be subtracted from your federal adjusted gross income using Form MO-A, Part 1, Line 10, as a "Military (nonresident) Subtraction".
- b) Only had military income while in Missouri - You may complete a Military - No Return Required Form online at <https://sa.dor.mo.gov/nri/>.

**Note:** If you file a joint federal return, you **must** file a combined Missouri return (regardless of whom earned the income). Complete each column of Part B and Part C of this form. Do not combine incomes for you and your spouse.

**Use this diagram to determine if you or your spouse are a RESIDENT OR NONRESIDENT**



\*Domicile (Home of Record) - The place an individual intends to be his or her permanent home; a place that he or she intends to return whenever absent. A domicile, once established, continues until the individual moves to a new location with the true intention of making his or her permanent home there. An individual can only have one domicile at a time.



MISSOURI DEPARTMENT OF  
**REVENUE**  
**2019 Home Energy Audit Expense**

Department Use Only  
(MM/DD/YY)

--	--	--

Social Security Number

	-		-	
--	---	--	---	--

Spouse's Social Security Number

	-		-	
--	---	--	---	--

Taxpayer Name

Spouse's Name

Street Address

City

State

ZIP Code

	-	
--	---	--

**Qualifications**

Any taxpayer who paid an individual certified by the Division of Energy to complete a home energy audit may deduct 100 percent of the costs incurred for the audit and the implementation of any energy efficiency recommendations made by the auditor. The subtraction may not exceed \$1,000, for a single taxpayer or \$2,000 for taxpayers filing combined returns. To qualify for the subtraction, you must have incurred expenses in the taxable year you are filing a claim, and the expenses incurred must not have been excluded from your federal adjusted gross income or reimbursed through any other state or federal program.

**Instructions**

In the spaces provided below:

- Report the name of the auditor who conducted the audit
- Report the auditor's certification number
- Summarize each of the auditor's recommendations
- Enter the amount paid for the audit on Line A
- Enter the total amount paid to implement the energy efficiency recommendations on Line B
- Enter the total amount paid for the audit and any implemented recommendations on Line C
- Attach applicable receipts
- Attach completed MO-HEA and receipts to Form MO-1040

**Auditor Summary**

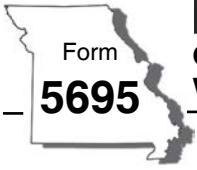
Auditor Name

Auditor Certification Number

Summary of Recommendations

1	
2	
3	
4	
5	

A. Amount paid for audit. . . . .	A	<input style="width: 90%; height: 20px;" type="text"/>	.	<input style="width: 40px; height: 20px;" type="text"/>
B. Amount paid to implement recommendations . . . . .	B	<input style="width: 90%; height: 20px;" type="text"/>	.	<input style="width: 40px; height: 20px;" type="text"/>
C. Total Paid - Add Lines A and B and enter here . . . . .	C	<input style="width: 90%; height: 20px;" type="text"/>	.	<input style="width: 40px; height: 20px;" type="text"/>
D. Enter \$1,000 if a single filer or \$2,000 if filing a combined return . . . . .	D	<input style="width: 90%; height: 20px;" type="text"/>	.	<input style="width: 40px; height: 20px;" type="text"/>
E. Amount from Line C or Line D, whichever is less. Enter here and on Form MO-A, Line 14. If you are filing a combined return, you may split the amount reported on Line 14 between both spouses. . . . .	E	<input style="width: 90%; height: 20px;" type="text"/>	.	<input style="width: 40px; height: 20px;" type="text"/>



MISSOURI DEPARTMENT OF  
**REVENUE**  
**Qualified Health Insurance Premiums**  
**Worksheet for MO-A, Line 12**

Social Security Number

--	--	--	--	--

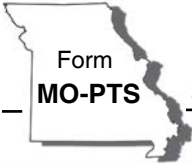
Spouse's Social Security Number

--	--	--	--	--

Complete this worksheet and attach it, along with proof of premiums paid, to Form MO-1040 if you included health insurance premiums paid as an itemized deduction or had health insurance premiums withheld from your social security benefits.

If you had premiums withheld from your social security benefits, complete Lines 1 through 4 to determine your taxable percentage of social security income and the corresponding taxable portion of your health insurance premiums included in your taxable income.

1. Enter the amount from Federal Form 1040 or Federal Form 1040-SR, Line 5a. If \$0, skip to Line 6 and enter your total health insurance premiums paid . . . . .	1		.00			
2. Enter amount from Federal Form 1040 or Federal Form 1040-SR, Line 5b . . . . .	2		.00			
3. Divide Line 2 by Line 1. . . . .	3		%			
		<b>Yourself (Y)</b>		<b>Spouse (S)</b>		
4. Enter the health insurance premiums withheld from your social security income . . . . .	4Y		.00	4S		.00
5. Multiply the amounts on Line 4Y and 4S by the percentage on Line 3. . . . .	5Y		.00	5S		.00
6. Enter the total of all other health insurance premiums paid, which were not included on 4Y or 4S . . . . .	6Y		.00	6S		.00
7. Add the amounts from Lines 5 and 6 . . . . .	7Y		.00	7S		.00
8. Add the amounts from Lines 7Y and 7S . . . . .				8		.00
9. Divide Line 7Y and 7S by the total found on Line 8. If you itemized on your federal return and your federal itemized deductions included health insurance premiums as medical expenses, go to Line 10. If not, go to Line 15 . . . . .	9Y		%	9S		%
10. Enter the amount from Federal Schedule A, Line 1 . . . . .	10		.00			
11. Enter the amount from Federal Schedule A, Line 4. . . . .	11		.00			
12. Divide Line 11 by Line 10 (round to full percent) . . . . .	12		%			
13. Multiply Line 8 by percent on Line 12 . . . . .	13		.00			
14. Subtract Line 13 from Line 8. . . . .	14		.00			
15. Enter your federal taxable income from Federal Form 1040 or Federal Form 1040-SR, Line 11b. . . . .	15		.00			
16. If you itemized on your federal return and completed Lines 10 through 14 above, enter the amount from Line 14 or Line 15, whichever is less. If not, enter the amount from Line 8 or Line 15, whichever is less . . . . .	16		.00			
17. Multiply Line 16 by the percentage on Line 9Y and Line 9S. Enter the amounts on Line 17Y and 17S of this worksheet on Line 12 of Form MO-A. . . . .	17Y		.00	17S		.00



MISSOURI DEPARTMENT OF  
**REVENUE**  
2019 Property Tax Credit Schedule

Department Use Only (MM/DD/YY)

This form must be attached to Form MO-1040 or MO-1040P.

Social Security Number		Date of Birth (MM/DD/YYYY)	
<input type="text"/>	- <input type="text"/>	- <input type="text"/>	<input type="text"/>
First Name	M.I.	Last Name	
<input type="text"/>	<input type="text"/>	<input type="text"/>	
Spouse's Social Security Number		Spouse's Date of Birth (MM/DD/YYYY)	
<input type="text"/>	- <input type="text"/>	- <input type="text"/>	<input type="text"/>
Spouse's First Name	M.I.	Last Name	
<input type="text"/>	<input type="text"/>	<input type="text"/>	

Qualifications

Select only one qualification. Copies of letters, forms, etc., must be included with claim.

- A. 65 years of age or older - You must be a full year resident. (Attach Form SSA-1099.)
- B. 100% Disabled Veteran as a result of military service (Attach letter from Department of Veterans Affairs - see instructions.)
- C. 100% Disabled (Attach letter from Social Security Administration or Form SSA-1099.)
- D. 60 years of age or older and received surviving spouse benefits (Attach Form SSA-1099.)

Filing Status

Select only one filing status. **If married filing combined, you must report both incomes.**

- Single
- Married - Filing Combined
- Married - Living Separate for Entire Year

Failure to provide the required attachment(s) will result in the delay or denial of your return.

Income

1. Enter the amount of income from <a href="#">Form MO-1040</a> , Line 6 or <a href="#">Form MO-1040P</a> , Line 4 . . . . .	<input type="text"/>	<input type="text"/>	<input type="text"/>
2. Enter the amount of nontaxable social security benefits received by you, your spouse, and your <b>minor children</b> before any deductions and the amount of social security equivalent railroad retirement benefits. <b>Attach</b> Form(s) SSA-1099 or RRB-1099 (TIER I) . . . . .	<input type="text"/>	<input type="text"/>	<input type="text"/>
3. Enter the total amount of pensions, annuities, dividends, rental income, or interest income not included in Line 1. Include tax exempt interest from MO-A, Part 1, Line 8 (if filing Form MO-1040). <b>Attach</b> Form(s) W-2, 1099, 1099-R, 1099-MISC, 1099-INT, 1099-DIV, etc . . . . .	<input type="text"/>	<input type="text"/>	<input type="text"/>
4. Enter the amount of railroad retirement benefits (not included in Line 2) before any deductions. <b>Attach</b> Form RRB-1099-R (Tier II). If filing Form MO-1040, refer to <a href="#">MO-A</a> , Part 1, Line 10 . . . . .	<input type="text"/>	<input type="text"/>	<input type="text"/>
5. Enter the amount of veterans payments or benefits before any deductions. <b>Attach</b> letter from Veterans Affairs (see instructions on page 45) . . . . .	<input type="text"/>	<input type="text"/>	<input type="text"/>



For Privacy Notice, see Instructions.



Income (continued)

- 6. Enter the total amount received by you, your spouse, and your **minor children** from: public assistance, SSI, child support, or Temporary Assistance payments (TA and TANF). **Attach** a letter from the Social Security Administration that includes the total amount of assistance received and Form 1099 from Employment Security, if applicable . . . . .  .
- 7. Enter the amount of nonbusiness loss(es). You must include nonbusiness loss(es) in your household income (as a positive amount) here. (Include capital loss from Federal Form 1040 or 1040-SR) . . . . .  .
- 8. Total household income - Add Lines 1 through 7 and enter the total here . . . . .  .
- 9. Enter the appropriate amount from the options below. . . . .  . 
  - **Single or Married Living Separate** - Enter \$0
  - Married and Filing Combined - **rented** or **did not** own your home for the entire year - Enter \$2,000
  - Married and Filing Combined - **owned** and **occupied** your home for the entire year - Enter \$4,000
- 10. Net household income - Subtract Line 9 from Line 8 and enter the amount here . . . . .  . 
  - If you rented or did not own and occupy your home for the entire year and Line 10 is greater than \$27,500, you are **not eligible** to file this claim.
  - If you owned and occupied your home for the entire year and Line 10 is greater than \$30,000, you are **not eligible** to file this claim.

Real Estate or Rent

- 11. If you owned your home, enter the total amount of property tax paid for your home, less special assessments, or \$1,100, whichever is less. **Attach** a copy of **paid** real estate tax receipt(s). If your home is on more than five acres or you own a mobile home, **attach** the Assessor's Certification ([Form 948](#)) . . . . .  .
- 12. If you rented, enter the total amount from Certification of Rent Paid (Form(s) MO-CRP), Line 9 or \$750, whichever is less. **Attach** a completed Verification of Rent Paid ([Form 5674](#)). **Note:** If you rent from a facility that does not pay property tax, you are **not eligible** for a Property Tax Credit . . . . .  .

Credit

- 13. Enter the total of Lines 11 and 12, or \$1,100, whichever is less . . . . .  .
- 14. Apply Lines 10 and 13 to the chart in the instructions for MO-1040, pages 49-51 or MO-1040P, pages 29-31 to figure your Property Tax Credit. You **must** use the chart to see how much credit you are allowed. Enter this amount on Form MO-1040, Line 39 or Form MO-1040P, Line 18. . . . .  .

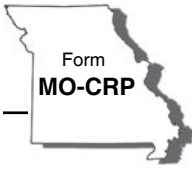
Department Use Only

A       K       R       U

This form must be attached to Form MO-1040 or Form MO-1040P.



19323020001



MISSOURI DEPARTMENT OF  
**REVENUE**  
2019 Certification of Rent Paid

One Form MO-CRP must be provided for each rental location in which you resided.  
**Failure to provide landlord information will result in denial or delay of your claim.**

1. Social Security Number

-  -

Spouse's Social Security Number

-  -

Select this box if related to your landlord. If so, explain.

2. Name (First, Last)

Physical Address of Rental Unit (P.O. Box Not Allowed)

Apartment Number

City

State

ZIP Code

3. Landlord's Name (First, Last)

Landlord's Last 4 Digits of Social Security Number

Landlord's Federal Employee Identification Number (FEIN) - if applicable

Landlord's Street Address (Must be completed)

Apartment Number

City

State

ZIP Code

4. Landlord's Phone Number (Must be completed)

From:

To:

5. Rental Period During Year (MM/DD/YY)

(MM/DD/YY)

6. Enter your gross rent paid. Attach a completed Verification of Rent Paid (Form 5674). If you received housing assistance, enter the amount of rent you paid. **Note: If you rent from a facility that does not pay property tax, you are not eligible for a Property Tax Credit.**

6   .

7. Select the appropriate box below and enter the corresponding percentage on Line 7

7  %

A. Apartment, House, Mobile Home, or Duplex - 100%

F. Low Income Housing - 100% (Rent cannot exceed 40% of total household income.)

B. Mobile Home Lot - 100%

G. Shared Residence - If you shared your rent with relatives or friends (other than your spouse or children under 18), select the appropriate box based on the additional persons sharing rent:

C. Boarding Home or Residential Care - 50%

1 (50%)  2 (33%)  3 (25%)

D. Skilled or Intermediate Care Nursing Home - 45%

E. Hotel - 100%; if meals are included - 50%

8. Net rent paid - Multiply Line 6 by the percentage on Line 7

8   .

9. Multiply Line 8 by 20%. Enter amount here and on Line 10 of Form MO-PTC or Line 12 of Form MO-PTS

9   .

For Privacy Notice, see instructions.

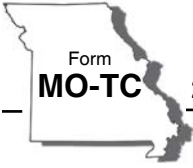
Form MO-CRP (Revised 12-2019)

Taxation Division

Attach to Form MO-PTC or MO-PTS and mail to the Missouri Department of Revenue.



19315010001



MISSOURI DEPARTMENT OF  
**REVENUE**  
2019 Miscellaneous Income Tax Credits

Department Use Only (MM/DD/YY)

Name (Last, First)

Spouse's Name (Last, First)

Corporation Name

Missouri Tax I.D. Number

Social Security Number

Spouse's Social Security Number

Charter Number

Federal Employer I.D. Number

- Benefit Number - The number is the last six (6) digits of the number located on your Certificate of Eligibility.  
Example: For benefit, ABC-2018-12345-123456, enter 123456, on Form MO-TC.
- Alpha code - The three (3) character code located on the back of

- this form. Each credit is assigned an alpha code to ensure proper processing of the credit claimed.
- If you are claiming more than 10 credits, attach additional MO-TC(s)
- The sum of the tax credits claimed in Column 1 or Column 2 cannot exceed the applicable tax liability, unless the credit is refundable.

	Benefit Number (See example above)	Alpha Code (3 characters) from back	Credit Name Each credit will apply against your tax liability in the order they appear below.	<ul style="list-style-type: none"> <li>• Yourself</li> <li>• Corporation Income</li> <li>• Fiduciary</li> </ul>		<ul style="list-style-type: none"> <li>• Spouse (on a combined return)</li> </ul>	
				Column 1	Column 2	Column 1	Column 2
1.					00		00
2.					00		00
3.					00		00
4.					00		00
5.					00		00
6.					00		00
7.					00		00
8.					00		00
9.					00		00
10.					00		00
11. Subtotals - add Lines 1 through 10. ....				11.	00		00
12. Enter the amount of the tax liability from Form MO-1040, Line 29Y for yourself and Line 29S for your spouse, or Form MO-1120, Line 17 or Form MO-1041, Line 15. ....				12.	00		00
13. Total Credits - add amounts from Line 11, Columns 1 and 2. (Enter here and on Form MO-1120, Line 18; Form MO-1040, Line 38; or Form MO-1041, Line 16.) Line 13 cannot exceed the amount on Line 15, unless the credit is refundable. ....				13.			00

**Instructions**

Use Column 1 if you are filing:

- An individual income tax return with a single type filing status;
- A fiduciary return; or,
- A corporation income tax return.

If you are filing a combined return and both you and your spouse have income:

- Use Column 1 for yourself and Column 2 for spouse.
- Both names must be on the credit certificate.

If you are a shareholder or partner claiming a credit, attach a copy of the shareholder listing or Federal Schedule K-1, specifying your percentage and the corporation's percentage of ownership.

I declare under penalties of perjury that I employ no illegal or unauthorized aliens as defined under federal law and that I am not eligible for any tax exemption, credit or abatement if I employ such aliens. I also declare that if I am a business entity, I participate in a federal work authorization program with respect to the employees working in connection with any contracted services and I do not knowingly employ any person who is an unauthorized alien in connection with any contracted services.

Use this form to claim income tax credits on Form MO-1040, MO-1120, or MO-1041. Attach to Form MO-1040, MO-1120, or MO-1041.



19306010001

For Privacy Notice, see instructions.

Form MO-TC (Revised 03-2020)

Miscellaneous tax credits are administered by various agencies. For more information, forms, and approval to claim these credits, contact the following Departments. Visit <http://dor.mo.gov/taxcredit/> for a description of each credit and more contact information for agencies administering each credit.

**Missouri Department of Economic Development**

P.O. Box 118, Jefferson City, MO 65102-0118  
<http://www.ded.mo.gov>

Alpha Code	Name of Credit and Phone Number	Attach to Form MO-TC
BFC	New or Expanded Business Facility - (573) 526-5417	Schedule 150, Fed. K-1, Form 4354 Certificate*
BJI	Brownfield "Jobs and Investment" - (573) 522-8004	Certificate*
DAL	Distressed Area Land Assemblage - (573) 522-8006	Certificate*
DFH	Dry Fire Hydrant - (573) 751-9048	Certificate*
DPC	Development Tax Credit - (573) 526-3285	Certificate*
EZC	Enterprise Zone - (573) 522-2790	Schedule 250, Fed. K-1, Form 4354 Certificate*
FDA	Family Development Account - (573) 751-4539	Certificate*
FPC	Film Production - (573) 751-9048	Certificate*
HPC	Historic Preservation - (573) 522-8004	Certificate*
ISB	Small Business Investment (Capital) - (573) 526-5417	Certificate*
ICT	Innovation Campus Tax Credit - (573) 751-4539	Certificate*
MQJ	Missouri Quality Jobs - (573) 751-4539	Certificate*
MWC	Missouri Works Credit - (573) 522-9062	Certificate*
NAC	Neighborhood Assistance - (573) 522-2629	Certificate*
NEC	New Enterprise Creation - (573) 522-2790	Certificate*
NEZ	New Enhanced Enterprise Zone - (573) 751-4539	Certificate*
NMC	New Market Tax Credit - (573) 522-8004	Certificate*
RCC	Rebuilding Communities - (573) 526-3285	Certificate*
RCN	Rebuilding Communities and Neighborhood Preservation Act - (573) 522-8004	Certificate*
REC	Qualified Research Expense - (573) 526-0124	Certificate*
RTC	Remediation - (573) 522-8004	Certificate*
SBG	Small Business Guaranty Fees - (573) 751-9048	Certificate*
SBI	Small Business Incubator - (573) 751-4539	Certificate*
SEC	Sporting Event Credit - (573) 522-8004	Certificate*
SPC	Sporting Contribution Credit - (573) 522-8004	Certificate*
TDC	Transportation Development - (573) 751-4539	Certificate*
WEC	Processed Wood Energy - (573) 526-1723	Certificate*
WGC	Wine and Grape Production - (573) 751-9048	Certificate*
YOC	Youth Opportunities - (573) 751-4539	Certificate*

**Missouri Development Finance Board**

P.O. Box 567, Jefferson City, MO 65102-0567  
<http://www.mdff.org> • (573) 751-8479

Alpha Code	Name of Credit	Attach to Form MO-TC
BEC	Bond Enhancement	Certificate*
BUC	Missouri Business Use Incentives for Large Scale Development (BUILD)	Certificate*
DRC	Development Reserve Contribution Credit	Certificate*
EFC	Export Finance	Certificate*
IDC	Infrastructure Development	Certificate*

**Missouri Housing Development Commission**

3435 Broadway, Kansas City, MO 64111  
<http://www.mhdc.com>

Alpha Code	Name of Credit and Phone Number	Attach to Form MO-TC
AHC	Affordable Housing Assistance - (816) 759-6878	Certificate*
LHC	Missouri Low Income Housing - (816) 759-6878	Eligibility Statement, Fed. K-1, 8609A, 8609 (first year)

**Missouri Department of Revenue**

P.O. Box 2200, Jefferson City, MO 65105-2200  
<http://dor.mo.gov/> • (573) 751-3220 or (573) 751-4541

Alpha Code	Name of Credit	Attach to Form MO-TC
ATC	Special Needs Adoption	Form ATC, and Federal Form 8839
BFT	Bank Franchise Tax	Form INT-2, INT-2-1

**Missouri Department of Revenue (Continued)**

BTC	Bank Tax Credit for S Corporation	Form BTC, and Form Shareholders INT-3, 2823, INT-2, Fed. K-1 Contribution Verification from Issuing Agency
CIC	Children in Crisis	Contribution Verification from Issuing Agency
CFC	Champion for Children	Federal Form 8826 and Form MO-8826
DAC	Disabled Access	Form MO-DAT
DAT	Residential Dwelling Accessibility	Form MO-FPT
FPT	Food Pantry Tax	Form MO-SHC
SHC	Self-Employed Health Insurance	Form MO-SSC
SSC	Public Safety Officer Surviving Spouse	

**Missouri Agricultural and Small Business Development Authority**

P.O. Box 630, Jefferson City, MO 65102-0630  
<http://www.agriculture.mo.gov> • (573) 751-2129

Alpha Code	Name of Credit	Attach to Form MO-TC
APU	Agricultural Product Utilization Contributor	Certificate*
FFC	Family Farms Act	Certificate*
MPF	Meat Processing Facility Investment Tax Credit	Certificate*
NGC	New Generation Cooperative Incentive	Certificate*
QBC	Qualified Beef	Certificate*

**Missouri Department of Natural Resources**

Jefferson City, MO 65105  
<http://www.dnr.mo.gov>

Alpha Code	Name of Credit and Phone Number	Attach to Form MO-TC
CPC	Charcoal Producers - (573) 751-4817	Certificate*

**Missouri Department of Social Services**

Jefferson City, MO 65109  
<http://www.dss.mo.gov/dfas/taxcredit/index.htm> • (573) 751-7533

Alpha Code	Name of Credit	Attach to Form MO-TC
DBC	Diaper Bank	Certificate*
DDC	Developmental Disability Care Provider	Certificate*
DVC	Shelter for Victims of Domestic Violence	Certificate*
MHC	Maternity Home	Certificate*
PRC	Pregnancy Resource	Certificate*
RTA	Residential Treatment Agency	Certificate*
SCH	School Children Health and Hunger	Certificate*

**Missouri Department of Health Division of Senior Services**

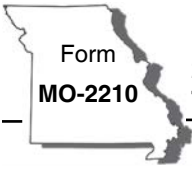
P.O. Box 570, Jefferson City, MO 65102-0570  
<http://www.dhss.mo.gov>

Alpha Code	Name of Credit and Phone Number	Attach to Form MO-TC
SCT	Shared Care - (573) 751-4842	Must Register Each Year With Division of Senior and Disability Services - Attach Form MO-SCC

\* Must be approved by the issuing agency

Individuals with speech or hearing impairments may call TTY (800) 735-2966 or fax (573) 526-1881.





MISSOURI DEPARTMENT OF  
**REVENUE**  
 2019 Underpayment of Estimated  
 Tax By Individuals

Department Use Only (MM/DD/YY)

Social Security Number  
 -  -

Spouse's Social Security Number  
 -  -

Taxpayer Name

Spouse's Name

Address, City, State, and ZIP Code

You may qualify for the Short Method to calculate your penalty. You may use the Short Method if:

- a. You qualify to use the Short Method on the Federal Form 2210 **or**
- b. All withholding and estimated tax payments were made equally throughout the year **and**
- c. You **do not** annualize your income.

If (a) applies or both (b) and (c) apply to you, complete Part I, Required Annual Payment and Part II, Short Method. Otherwise, complete Part I, Required Annual Payment and Part III, Regular Method.

<b>Part I - Required Annual Payment</b>	1. Enter your 2019 tax after credits (Form MO-1040, Line 32 less approved credits from Line 38; Property Tax Credit from Line 39) . . . . .	1	
	2. Multiply Line 1 by 90% (66 2/3% for qualified farmers) . . . . .	2	
	3. Withholding Taxes - <b>Do not</b> include any estimated tax payments on this line . . . . .	3	
	4. Subtract Line 3 from Line 1. If less than \$500, stop here; do not complete or file this form. You do not owe the penalty. . . . .	4	
	5. Enter the tax shown on your 2018 tax return. If you did not file a 2018 Missouri return or only filed a Property Tax Credit Claim, skip line 5 and enter the amount from Line 2 on Line 6. . . . .	5	
	6. <b>Required Annual Payment</b> - Enter the smaller of Line 2 or Line 5 (Note: If Line 3 is equal to or more than Line 6, stop here; you do not owe the penalty. Do not file Form MO-2210). . . . .	6	

<b>Part II - Short Method</b>	7. Enter the amount, if any, from Line 3 above . . . . .	7	
	8. Enter the total amount, if any, of 2019 estimated tax payments you made . . . . .	8	
	9. Add Lines 7 and 8 . . . . .	9	
	10. <b>Total Underpayment for Year</b> - Subtract Line 9 from Line 6. If zero or less, stop here; you do not owe the penalty. Do not file Form MO-2210 . . . . .	10	
	11. Multiply Line 10 by .03336 . . . . .	11	
	12. If the amount on Line 10 was paid on or after 04/15/20, enter 0 (zero). If the amount on Line 10 was paid before 04/15/20, make the following computation to find the amount to enter on Line 12. Amount on                      Number of days paid Line 10                      X                      before 04/15/20                      X                      .0001366 . . . . .	12	
	13. Penalty - Subtract Line 12 from Line 11. Enter result here and on Form MO-1040, Line 50 . . . . .	13	

**Part II Instructions - Short Method**

- A. **Purpose of the Form** - Use this form to determine whether your income tax was sufficiently paid throughout the year by withholding or by estimated tax payments. If it is not, you may owe a penalty on the underpaid amount.
  - B. **Short Method** - You may use the Short Method if you qualify to use the Short Method on the Federal Form 2210 or, all withholding and estimated tax payments were made equally throughout the year and you do not annualize your income.
- If you do not qualify to use the Short Method, you must use the Regular Method.

**Section A - Figure Your Underpayment**

Complete Lines 14 through 19. If you meet any of the exceptions (see instruction D) to the penalty for all quarters, omit Lines 14 through 19 and go directly to Line 20.

14. Required annual payment (Enter payment as computed on Part I, Line 6) .....	14			
	Due Dates of Installments			
	Apr. 15, 2019	Jun. 15, 2019	Sept. 15, 2019	Jan. 15, 2020
15. Required installment payments .....				
16. Estimated tax paid .....				
17. Overpayment of previous installments .....				
18. Total payments .....				
19. Underpayment of current installment .....				
19a. Overpayment of current installment .....				
19b. Underpayment of previous installments .....				
19c. Total overpayment .....				
19d. Total underpayment .....				

**Section B - Exceptions To The Penalty**

See instruction D - For special exceptions see instruction I for service in a "combat zone", and instruction J for farmers.

Part III - Regular Method

20. Total amount paid and withheld from January 1 through the installment date indicated .....				
21. Exception No. 1 - prior year's tax	25% of 2018 Tax	50% of 2018 Tax	75% of 2018 Tax	100% of 2018 Tax
2018 tax .....	25% of Tax	50% of Tax	75% of Tax	100% of Tax
22. Exception No. 2 - tax on prior year's income using 2019 rates and exemptions .....	22.5% of Tax	45% of Tax	67.5% of Tax	
23. Exception No. 3 - tax on annualized 2019 income .....	90% of Tax	90% of Tax	90% of Tax	
24. Exception No. 4 - tax on 2019 income over 3, 5, and 8 month periods .....				

**Section C - Figure the Penalty**

Complete Lines 25 through 29

25. Amount of underpayment .....				
26. Date of payment, due date of installment, or April 15, 2020, whichever is earlier .....				
27a. Number of days between the due date of installment, and either date of payment, the due date of the next installment, or December 31, 2019, whichever is earlier .....				
27b. Number of days from January 1, 2020 or installment date to date of payment or April 15, 2020 .....				
28a. Multiply the 5% annual interest rate times the amount on Line 25 for the number of days shown on Line 27a .....				
28b. Multiply the 5% annual interest rate times the amount on Line 25 for the number of days shown on Line 27b .....				
28c. Total Penalty (Line 28a plus Line 28b) .....				
29. Total amount on Line 28c. Show this amount on Line 50 of Form MO-1040 as "Underpayment of Estimated Tax Penalty". If you have an underpayment on Line 49 of Form MO-1040, enclose your check or money order for payment in the amount equal to the total of Line 49 and the penalty amount on Line 50. If you have an overpayment on Line 48, the Department of Revenue will reduce your overpayment by the amount of penalty .....				

**Note:** If this form is not filed with Form MO-1040, attach check or money order payable to "Department of Revenue" and mail.

Taxation Division  
P.O. Box 329  
Jefferson City, MO 65107-0329

**E-mail:** [income@dor.mo.gov](mailto:income@dor.mo.gov)



## Part III Instructions - Regular Method

- A. Purpose of the Form** - Use this form to determine whether your income tax was sufficiently paid throughout the year by withholding or by estimated tax payments. If it is not, you may owe a penalty on the underpaid amount.
- B. Filing an Estimated Tax Payment and Paying the Tax for Calendar Year Taxpayers** - If you file returns on a calendar year basis and are required to file Form MO-1040ES, you are generally required to file an estimated tax payment by April 15, and to pay the tax in four installments. (If you are not required to file an estimated tax payment until later in the year because of a change in your income or exemptions, you may be required to pay fewer installments.) The chart below shows the due date for estimated tax payments and the maximum number of installments required for each.

<u>Period Requirements First Met</u>	<u>Due Date of Estimated Tax Payments</u>	<u>Maximum Number of Installments Required</u>
Between Jan. 1 and Apr. 1	Apr. 15	4
Between Apr. 2 and Jun. 1	Jun. 15	3
Between Jun. 2 and Sept. 1	Sept. 15	2
After Sept. 1	Jan. 15	1

When the due date falls on a Saturday, Sunday, or legal holiday, the estimated tax payment will be considered timely if filed on the next business day.

- C. Fiscal Year Taxpayers** - Fiscal year taxpayers should substitute for the due dates above, the 15th day of the first and last months of the second quarter of your fiscal year; the 15th day of the last month of the third quarter; and the 15th day of the first month of your next fiscal year.
- D. Exception to the Penalty** - You will not be liable for a penalty if your 2019 tax payments (amounts shown on Line 20) equal or exceed any amount determined for the same period under the following exception provisions. You may apply a different exception to each underpayment. Please enclose a separate computation page for each payment. If none of the exceptions apply, complete Lines 15 through Line 29.

The percentages shown on Lines 21, 22, and 23, for the April 15, June 15, and Sept. 15 installment dates, are for calendar year taxpayers required to pay installments on four dates.

*Exception 1 - Prior Year's Tax* - This exception applies if your 2019 tax payments equal or exceed the tax shown on your 2018 tax return. The 2018 return must cover a period of 12 months and show a tax liability.

*Exception 2 - Tax on Prior Year's Income using 2019 Rates and Exemptions* - This exception applies if your 2019 tax withheld and estimated tax payments equal or exceed the tax that would have been due on your 2018 income if you had computed it at 2019 rates. To determine if you qualify for this exception, use the personal exemptions allowed for 2019, but use the other facts and law applicable to your 2018 return.

*Exception 3 - Tax on Annualized 2019 Income* - This exception applies if your 2019 tax payments equal or exceed 90 percent of the tax on your annualized taxable income for periods from the first of the year to the end of the month preceding that month in which an installment is due. To annualize your taxable income, follow these four steps.

- Figure your adjusted gross income less itemized deductions from the first of your tax year up to and including the month prior to that month in which an installment is due; or, if you use the standard deduction, figure your adjusted gross income for that period.
- Divide the result of step (a) by the number of months in your computation period.
- Multiply the result of step (b) by 12.
- Subtract the deduction for federal tax and, if you did not itemize, subtract the standard deduction. The result is your annualized taxable income.

Exception 3 may not be used for the fourth installment period.

### Example I (Combined return)

1. Wages, received during Jan., Feb., and Mar . . . . .	\$6,000
2. Self-employment income during Jan., Feb., and Mar. . . . .	\$4,000
3. Adjusted gross income . . . . .	\$10,000
4. Annualized income (\$10,000 ÷ 3 x 12) . . . . .	\$40,000
5. Less:	
(a) Standard deduction . . . . .	\$24,400
(b) Federal tax (joint return). . . . .	\$1,560
6. Annualized taxable income . . . . .	\$14,040
7. Income Tax (from Missouri tax chart) . . . . .	\$577

If your tax withheld and estimated tax payment for the first installment period of 2019 were at least \$130 (22.5 percent of \$577), you do not owe a penalty for that period.

*Exception 4 - Tax on 2019 Income Over Periods of 3, 5, and 8 months* - This exception applies if your 2019 tax payments equal or exceed 90 percent of the tax on your taxable income for periods starting from the first of the year to the end of the month preceding that in which an installment is due. This exception does not apply to the fourth quarter. To determine if this exception applies for the first three quarters, figure your taxable income from January 1, 2019 to the end of the month preceding that month in which an installment is due. Then compute your tax on that amount as though it represented your taxable income for 2019.

### Example II (Combined return using standard deduction)

<u>(1)</u> <u>Computation Period</u>	<u>(2)</u> <u>Income</u>	<u>(3)</u> <u>Tax</u>	<u>(4)</u> <u>90 percent of Tax</u>	<u>(5)</u> <u>Tax Withheld</u>
Jan. 1 to Mar. 31	\$15,000	\$0	\$0	\$275
Jan. 1 to May 31	\$30,000	\$145	\$131	\$458
Jan. 1 to Aug. 31	\$35,000	\$392	\$353	\$733

Since the amounts in column (5) are greater than those in column (4) for each of the first three computation periods, there is no penalty for the first three installment periods.

- E. Figure the Addition to Tax** - For Line 27a, enter the number of days from the due date of the installment to the date of payment or December 31, 2019, whichever is earlier. If the payment date on Line 26 is December 31, 2019, or later and the due date of the installment is April 15, 2019, then enter 260 days; for June 15, 2019, 199 days; and for September 15, 2019, 107 days.
- For Line 27b, enter the number of days from January 1, 2020 or the 2020 installment due date to date of payment or appropriate due date of return, whichever is earlier. If the payment date is April 15, 2020, enter 105 days for the first, second, and third quarters and 91 days for the fourth quarter.
- F. Tax Withheld** - You may consider an equal part of the income tax withheld during the year as paid on each required installment date, unless you establish the dates on which the withholding occurred and consider it paid on those dates.
- G. Overpayment** - Apply as credit against the next installment any installment overpayment shown on Line 19a that is greater than all prior underpayments.
- H. Installment Payments** - If you made more than one payment for any installment, enclose a separate computation for each payment. If you filed your return and paid the balance of tax due on or before January 31, 2020, consider the balance paid as of January 15, 2020.
- I. Exception from the Addition to Tax for Service in a Combat Zone** - You may be exempt from a penalty for underpayment of estimated tax if you served in the U.S. Armed Forces in an area designated by the President as a combat zone under conditions which qualified you for hostile fire pay. If you are exempt for this reason, write on Line 19, for the applicable installment dates, "Exempt, combat zone."
- J. Farmers** - If (1) your Missouri gross income from farming is at least two-thirds of your total Missouri gross income and (2) you filed a Missouri Individual Income Tax Return and paid tax on or before March 1, 2020, you are exempt from charges for underpayment of estimated tax. If so, write on Line 1, "Exempt, farmer".
- If you meet this gross income test but did not file a return or pay the tax when due, complete this form with respect to the last quarter only. Qualified farmers would enter all of Line 14 in the fourth quarter and calculate the appropriate underpayment.

### Line-by-Line Instructions

Complete Lines 15 through 19d for each installment period, then complete Lines 25 through 29.

14. Enter the required annual payment, as computed on Part I, Line 6.
15. Divide the required annual payment (Line 14) by the number of required installments. If the estimated tax was the result of a change in income or exemptions during the year, you may require fewer installments. Otherwise, divide the required annual payment by four and place the amount in each column. (See instructions for farmers.)
16. Enter the amount of tax paid during the installment period. (The tax withheld throughout the year may be considered as paid in four equal parts on the due date of the installment, unless a different date is established.)
17. Enter the amount, if any, of overpayment reported on Line 19c from the previous installment period.
18. Enter the sum of Line 16 and Line 17.
19. If the amount on Line 15 is greater than the amount on Line 18, enter the difference here. You have underpaid for the installment period. If not, skip this line and go to Line 19a.
- 19a. If the amount on Line 18 is greater than the amount on Line 15, enter the difference here. You have overpaid for the installment period.
- 19b. Enter the amount of the underpayment (if any) from Line 19d of the previous column.
- 19c. and 19d.  
If you filled in Line 19 of this column, add the amount on Line 19b to the amount on Line 19 and enter that total on Line 19d. If you filled in Line 19a of this column, and the amount on Line 19a is greater than any amount on Line 19b, enter the difference on Line 19c. You are overpaid. If the amount on Line 19b is greater than the amount on Line 19a, enter the difference on Line 19d. You are underpaid. See Part III instructions for Lines 20 through 24.
25. If you have an underpayment for the installment period and none of the exceptions on Lines 20 through 24 apply, enter on Line 25 the amount of the underpayment on Line 19d. If you do not have an underpayment, or if an exception applies, leave this blank and skip the remaining lines of the column.
26. Enter the date a payment was made on the installment, the due date of the following installment, or April 15, 2020, whichever is earlier. If more than one late payment was made to cover the installment, attach a separate computation for each payment during the installment period.
- 27a. Enter the number of days from the due date of the installment to the date entered on Line 26.
- 27b. Enter the number of days from January 1, 2020 (or a later date, if the installment date was after January 1) until either the date of the payment or April 15, 2020, whichever is earlier.
- 28a. Multiply the amount on Line 25 by the number of days on Line 27a. Divide this amount by 365 days and multiply the product by five percent. This is the penalty accruing on the underpayment during 2019.
- 28b. Multiply the amount on Line 25 by the number of days on Line 27b. Divide this amount by 366 days and multiply the product by five percent. This is the penalty accruing on the underpayment during 2020.
- 28c. Add the amounts on Lines 28a and 28b.
29. Add the sum of the amounts on Line 28c in the final column, if applicable.

# PART 2 - MISSOURI ITEMIZED DEDUCTIONS

**You cannot itemize your Missouri deductions if you took the standard deduction on your federal return. See page 8, Line 14. You must itemize your Missouri deductions if you were required to itemize on your federal return.**

## LINE 1 - FEDERAL ITEMIZED DEDUCTIONS

Include your total federal itemized deductions from Federal Form 1040 or Federal Form 1040-SR, Line 9, and any **approved** cultural contributions (literary, musical, scholastic, or artistic) to a tax exempt agency or institution that is operated on a not-for-profit basis. **Cash contributions do not qualify.**

## LINES 2 AND 3 - SOCIAL SECURITY TAX

Include the amount of the social security tax withheld from your Form(s) W-2. **This amount cannot exceed \$8,240.** Enter the total on Line 2. Repeat for your spouse and enter the total on Line 3.

## LINES 4 AND 5 - RAILROAD RETIREMENT TAX

Include the amount of railroad retirement tax withheld from your wages, Tier I and Tier II, during 2019. **This amount cannot exceed \$13,076** (Tier I maximum of \$8,240 and Tier II maximum of \$4,836). Enter the total on Line 4. Repeat for your spouse and enter the total on Line 5. **If you have both social security and Tier I railroad retirement tax, the maximum deduction allowed is the amount withheld as shown on the Form(s) W-2 less either the amount entered on Federal Form 1040 or Federal Form 1040-SR, Schedule 3, Part 2, Line 11, or, if only one employer, the amount refunded by the employer.**

## LINE 6 - MEDICARE TAX

Include the total amount of Medicare tax for yourself and spouse (combined). If you are not subject to "additional Medicare tax" on your federal return, enter the amount from your Form W-2.

If you are subject to "additional Medicare tax" on your federal return, enter the amounts as calculated below. You must attach a copy of Additional Medicare Tax (Federal Form 8959).

- Wage income: Form(s) W-2, Box 6, plus Line 7 of Federal Form 8959, less Line 22 of Federal Form 8959;
- Railroad retirement compensation: Railroad retirement Medicare tax withheld on Form(s) W-2, Box 14, plus Line 17 of Federal Form 8959, less Line 23 of Federal Form 8959.

## LINE 7 - SELF-EMPLOYMENT TAX

Include the amount from Federal Form 1040 or Federal Form 1040-SR, Federal Schedule 2, Part 2, Line 4 less, Federal Schedule 1, Part 2, Line 14, plus Federal Form 8959, Line 13; or Federal Form 1040NR, Line 55 less Line 27, plus Federal Form 8959, Line 13.

## LINE 9 - STATE AND LOCAL INCOME TAXES

Include the amount of income taxes from Federal Form 1040 or 1040-SR, Schedule A, Line 5. The overall limit on state and local income taxes plus property taxes, is \$5,000 for married filing separately and \$10,000 for all other taxpayers (single, married filing combined, head of household). If the sum of these deductions exceeds this limit, use the worksheet on MO-A, Part 2 to determine the state income tax portion of the state tax deduction.

## LINE 10 - EARNINGS TAXES

If you entered an amount on Line 9 and you live or work in the Kansas City or St. Louis area, you may have included earnings taxes. Include on Line 10 the amount of earnings taxes withheld shown on Form(s) W-2. See page 22, Diagram 1, Box 19.

## LINE 12 - TOTAL MISSOURI ITEMIZED DEDUCTIONS

If your total Missouri itemized deductions are less than your standard deduction (see page 8, Line 14), you should take the standard deduction on Form MO-1040, Line 14, unless you were required to itemize your federal deductions.

# PART 3 - PENSION AND SOCIAL SECURITY/ SOCIAL SECURITY DISABILITY/MILITARY EXEMPTION

If you are claiming a pension, social security, social security disability, or military exemption, you must attach a copy of your federal return (pages 1 and 2), your Form(s) 1099-R, and SSA-1099. Failure to provide this information will result in your exemption being disallowed.

## Public Pension Calculation

Public pensions are pensions received from any federal, state, or local government. If you have questions about whether your pension is a public or a private pension, contact your pension administrator.

## LINE 1 - MISSOURI ADJUSTED GROSS INCOME

Include your Missouri adjusted gross income from Form MO-1040, Line 6.

## LINE 2 - TAXABLE SOCIAL SECURITY BENEFITS

Include the taxable 2019 social security benefits for each spouse. This information can be found on Federal Form 1040 or Federal Form 1040-SR, Line 5b.

## LINE 6 - TAXABLE PUBLIC PENSION

Include the taxable 2019 public and military pension(s) for each spouse. This information can be found on Federal Form 1040 or Federal Form 1040-SR, Line 4d.

Do not include any payments from private pensions, social security benefits or railroad retirement payments on this line. (Exception: If you are 100 percent disabled, you may consider railroad retirement as taxable public pension.)

## LINE 8 - SOCIAL SECURITY OR SOCIAL SECURITY DISABILITY EXEMPTION

Include the amount from Lines 6Y and 6S from Part 3 of the MO-A, Section C (social security or social security disability calculation), unless you are a single individual with income greater than \$85,000 or a married couple with income greater than \$100,000. For single individuals with income greater than \$85,000 enter the amount from Line 8 of Section C. For married couples with income greater than \$100,000, multiply Line 8 by the percentages on Line 3Y and 3S of the Worksheet for Lines 4 and 5 (page 44), and enter those amounts here. If the social security or social security disability exemption, Section C, Line 8 is \$0, enter \$0 on Line 8 of the public pension calculation.

**Private Pension Calculation**

**LINE 2 - TAXABLE SOCIAL SECURITY BENEFITS**

Include the taxable 2019 social security benefits. This information can be found on Federal Form 1040 or Federal Form 1040-SR, Line 5b.

**LINE 6 - TAXABLE PENSION**

Include the taxable 2019 pension received from private sources for each spouse. This information can be found on Federal Form 1040 or Federal Form 1040-SR, Lines 4b and 4d. **Do not include any payments from public pensions, social security benefits, or railroad retirement payments on this line.**

**Social Security or Social Security Disability Calculation**

**LINE 4 - TAXABLE SOCIAL SECURITY BENEFITS**

To take the social security exemption, you must be age 62 or older. An individual that receives social security retirement benefits, partial benefits at age 62, full benefits at age 65 or older, or a disabled individual receiving Social Security Disability Income (SSDI), who reaches full retirement age during the taxable year and receives retirement benefits should include on Line 4, the amount of federal taxable benefits, which can be found on Federal Form 1040 or Federal Form 1040-SR, Line 5b.

**Taxable social security benefits must be allocated by each spouse's share of the benefits received for the year. To determine each spouse's portion of the taxable social security on Line 4, complete Worksheet for Lines 4 and 5 below.**

**LINE 5 - TAXABLE SOCIAL SECURITY DISABILITY BENEFITS**

A disabled individual receiving Social Security Disability Income (SSDI) for the entire taxable year should enter on Line 5 the amount of **federal taxable benefits**, which can be found on Federal Form 1040 or Federal Form 1040-SR, Line 5b.

**Taxable social security disability benefits must be allocated by each spouse's share of the benefits received for the year. To determine each spouse's portion of the taxable social security disability on Line 5, complete the Worksheet for Lines 4 and 5 below.**

**Note:** A taxpayer filing single, head of household, qualifying widow(er), or married filing separate may not enter amounts on both Line 4, Taxable Social Security Benefits, and Line 5, Taxable Social Security Disability Benefits. Report only Social Security Benefits on Line 4 and Social Security Disability Benefits on Line 5. However, if you are married filing a combined return, one spouse may enter an amount on Line 4 and the other spouse may enter an amount on Line 5.

**Worksheet for Lines 4 and 5**

1. Total social security - Enter amount from Federal Form 1040 or Federal Form 1040-SR, Line 5a . . . . . 1) \_\_\_\_\_
- |  | <u>Yourself</u> | <u>Spouse</u> |
|--|-----------------|---------------|
| 2. Enter each spouse's portion of the total social security . . . . . 2Y _____   | 2S _____        |               |
| 3. Divide Line 2Y and 2S by Line 1 . . . . . 3Y _____%   | 3S _____%       |               |
| 4. Taxable social security - Enter amount from Federal Form 1040 or Federal Form 1040-SR, Line 5b . . . 4) _____                             |                 |               |
| 5. Multiply Line 4 by percentages on 3Y and 3S and enter amounts here and on Lines 4 or 5 of Part 3 of the MO-A, Section C. . . . . 5Y _____ | 5S _____        |               |

**Military Pension Calculation**

A military pension is a pension received for your service in a branch of the armed services of the United States, including the Missouri Army Reserve and Missouri National Guard. You must reduce your military pension exemption by any portion of your military pension that is included in the calculation of your public pension exemption. Make sure you complete the Public Pension Calculation (Section A) **before** you calculate your military pension exemption.

**LINE 1 - TAXABLE MILITARY RETIREMENT BENEFITS**

Include your total military retirement benefits reported on Federal Form 1040 or Federal Form 1040-SR, Line 4d. If you are filing a combined return and both spouses had military retirement, combine those amounts on Line 1.

**LINE 2 - TAXABLE PUBLIC PENSION**

Include your total retirement benefits from public sources (including military) reported on Federal Form 1040 or Federal Form 1040-SR, Line 4d. If you are filing a combined return and both spouses had retirement benefits from public sources, combine those amounts on Line 2.

**LINE 4 - MILITARY BENEFITS INCLUDED IN PUBLIC PENSION EXEMPTION**

Multiply the percentage calculated on Line 3 by the total public pension amount reported on Line 11 of Section A. If you did not claim a public pension, enter \$0.

# FORM MO-PTS

**Information to Complete Form MO-PTS**

**If you qualify for the Property Tax Credit you must attach Form MO-PTS to your Form MO-1040 and mail to: Missouri Department of Revenue, P.O. Box 2800, Jefferson City, MO 65105-2800.**

**Important:** You must complete Form MO-1040, Line 1 through Line 38, before you complete Form MO-PTS.

**Note:** If your filing status on Form MO-1040 is married filing combined, but you and your spouse lived at different addresses the entire year, you may file a separate Property Tax Credit Claim ([Form MO-PTC](#)). Do not include spouse name or social security number if you selected married filing separate. (Example: One spouse lives in a nursing home or residential care facility while the other spouse remains in the home the entire year.) If filing a separate **Form MO-PTC**, you cannot take the \$2,000 or \$4,000 deduction on Line 7 and you cannot calculate your Property Tax Credit on Form MO-PTS.

**Qualifications**

Select the applicable box to indicate under which qualification you are filing the Form MO-PTS. You must select a qualification box to be eligible for the credit. Select only one box. **Attach the appropriate documentation to verify your qualification.** (The required documentation is listed behind each qualification on Form MO-PTS.)

**Helpful Hints**

If you are married or lived together for any part of the year, you must file married filing combined and include all household income.

## LINE 2 - SOCIAL SECURITY BENEFITS

Enter the amount of nontaxable social security benefits received by you, your spouse and your minor children before any deductions and the amount of social security equivalent railroad retirement benefits. See below to determine nontaxable benefits:

- Federal Form 1040 or Federal Form 1040-SR, Line 5a less Line 5b
- Form(s) SSA-1099 and Payments by the Railroad Retirement Board (Federal Form RRB-1099), total amount before deductions (if you did not include an amount on Federal Form 1040 or Federal Form 1040-SR).

Lump sum distributions from Social Security Administration and other agencies must be claimed in the year in which they are received. Attach Form SSA-1099 or RRB-1099 (TIER I).

### Helpful Hints

- Wait to file your return until you receive your Form SSA-1099 in January 2020. This form will list your benefits for the entire 2019 year. See the sample Form SSA-1099 on page 15.
- If you are receiving railroad retirement benefits, you should get two Forms RRB-1099. Form RRB-1099R shows annuities and pensions. Form RRB-1099 shows your social security equivalent railroad retirement benefits. Include the amount from Form RRB-1099 that states social security equivalent (usually Tier I benefits) on Line 2.

## LINE 3 - EXEMPT INTEREST AND PENSION INCOME

Enter the amount of pensions, annuities, rental income, dividends, or exempt interest income not included on Form MO-PTS, Line 1. (Do not include amount of excludable costs of pensions or annuities.) See the following to determine the amount of your pension or exempt interest:

- Form(s) 1099-R - Total amount before deduction not included on Form MO-1040, Line 6 (Missouri adjusted gross income).
- Form 1099-INT - Total amount not included on Form MO-1040, Line 6 (Missouri adjusted gross income). Include tax exempt interest from Form MO-A, Part 1, Line 8.

If grants or long-term care benefits are made payable to a nursing facility, do not include as income or rent.

## LINE 4 - RAILROAD RETIREMENT BENEFITS

Enter railroad retirement benefits **before** any deductions for medical premiums or withholdings of any kind from Form MO-A, Part 1, Line 10. **Attach a copy of your Form RRB-1099-R.** (Do not include social security equivalent railroad retirement included on Line 2.)

## LINE 5 - VETERAN BENEFITS

If a veteran is 100 percent disabled not due to military service, payments and benefits must be included on line 4. Veteran payments and benefits include education and training allowances, disability compensation, grants, and insurance proceeds.

If a veteran is 100 percent disabled as a result of military service, do not include veteran payments and benefits as household income on Form MO-PTS.

If a veteran is less than 100 percent disabled, but is unable to engage in substantial gainful activity due to medical impairments(s) resulting entirely from military service, and such medical impairment(s) can be expected to result in death or has lasted or can be expected to last continuously for at least twelve months, do not include veteran payments and benefits as household income on Form MO-PTS.

A letter from the Veterans Administration detailing the amount of benefits or confirming the disability is 100 percent from military service must be attached.

**Note:** To request a copy of the letter, call the Veterans Administration at (800) 827-1000.

If you are a surviving spouse receiving social security and your spouse was 100 percent disabled as a result of military service, all veteran payments and benefits must be included.

## LINE 6 - PUBLIC ASSISTANCE

Include the amount of public assistance, Supplemental Security Income (SSI), child support, unemployment compensation, and Temporary Assistance payments received by you and your **minor children**. Temporary Assistance payments include Temporary Assistance for Needy Families (TANF) payments. In Missouri, the program is referred to as Temporary Assistance (TA). This includes any payments received from the government. Do not include the value of commodity foods, food stamps, or heating and cooling assistance. **Attach a letter from the Social Security Administration that includes the total amount of assistance received and Form 1099 from Employment Security, if applicable.**

### Helpful Hints

- Supplemental Security Income (SSI) is paid by the Social Security Administration. You have to request an SSI form indicating total benefits received either through a my Social Security account at <https://www.ssa.gov/myaccount/>, by calling 1-800-772-1213, or contacting your local Social Security office. If you have **minor children** who receive SSI benefits, the children do not qualify for a credit. However, if you qualify for a credit, you must include the children's SSI benefits on Line 6.
- If you receive temporary assistance from the Children's Division (CD) or Family Support Division (FSD), **you must include all cash benefits received for your entire household.** The Department of Revenue verifies this information and failure to include total benefits may delay your refund.

## LINE 7 - NONBUSINESS LOSS(ES)

**Complete Line 7 only if nonbusiness losses reduced the amount reported on Form MO-PTS, Line 1.** If Line 1 was reduced by nonbusiness losses, add back the amount of the loss on Line 7. A nonbusiness loss is a loss of income that did not result from a trade or business. (Losses from Federal Form 1040 or 1040-SR, Schedule F and Schedule C are considered business losses and should not be included here.)

## LINE 9 - FILING DEDUCTION

If you are **Single or Married Living Separate**, enter \$0 on Line 9. If you are **Married and Filing Combined**, see below to determine the amount to enter on Line 9.

- If you **RENTED** or did not own your home for the entire year, enter \$2,000 on Line 9.
- If you **OWNED** and **OCCUPIED** your home for the entire year, enter \$4,000 on Line 9.

## LINE 10 - NET HOUSEHOLD INCOME

Subtract Line 9 from Line 8 and enter amount on Line 10.

- If you **RENTED** or **did not** own and occupy your home for the **entire year**, the amount you enter on Line 10 cannot exceed \$27,500. If the amount of your net household income on Line 10 is above \$27,500, you are **not eligible** for the credit. There is no need to complete and submit the form.
- If you **OWNED** and **OCCUPIED** your home for the **entire year**, the amount you enter on Line 10 cannot exceed



\$30,000. If the amount of your net household income on Line 10 is above \$30,000, you are **not eligible** for the credit. There is no need to complete and submit the form.

**Note:** Your home or dwelling is the place in which you reside in Missouri, whether owned or rented, and the surrounding land, not to exceed five acres, as is reasonably necessary for use of the dwelling as a home. A home may be part of a larger unit such as a farm or building partly rented or used for business

### LINE 11 - OWN YOUR HOME

If you owned and occupied your home, include the amount of real estate tax you paid for 2019 only, or \$1,100, whichever is less. **Do not include special assessments (sewer lateral), penalties, service charges, and interest listed on your tax receipt.** You can only claim the taxes on your **primary** residence that you occupy. Secondary homes are not eligible for the credit.

**Attach a copy of paid real estate tax receipt(s) from the county and city collector's offices.**

If you submit more than one receipt from a city or county for your residence, please submit a letter of explanation.

If your home or farm has more than five acres or you own a mobile home that is classified as personal property, an Assessors Certification (Form 948) must be attached with a copy of your paid personal or real property tax receipt. If you own a mobile home, and it is classified as real property, a Form 948 is not needed. In such cases, you can claim property tax for the mobile home and rent for the lot. A credit **will not** be allowed on vehicles and other items listed on the personal property tax receipt.

If you bought, sold, or shared your home, report only the portion of real-estate tax paid by you.

If you use your home for business purposes, the percentage of your home that is used for business purposes must be subtracted from your real estate taxes paid. If you need to use a Form 948 to calculate the amount of real estate tax, you must subtract the percentage of your home that is used for business purposes from allowable real estate taxes paid.

**Example:** Ruth has 10 acres surrounding her house. She needs to use a Form 948, because she is only entitled to receive credit for 5 acres. By her calculations, she enters \$500 on Form 948, Line 6. Ruth also uses 15 percent of her house for her business. She will multiply \$500 by 85 percent and enter this figure (\$425) on Form MO-PTS, Line 11.

### LINE 12 - RENT YOUR HOME

Complete one Certification of Rent Paid (Form MO-CRP) for **each** rented home (including mobile home or lot) you occupied during 2019. You cannot claim returned check fees, late fees, security and cleaning deposits, or any other deposits.

**Add the totals from Line 9 on all Form(s) MO-CRP completed, and enter the amount on Line 12, or \$750, whichever is less. Attach a completed Verification of Rent Paid (Form 5674), along with Form(s) MO-CRP. Forms may be obtained by visiting the Department's website at: <https://dor.mo.gov/forms/>.**

**If you have the same address as your landlord, please verify the number of occupants and living units.**

#### Helpful Hints

If you receive low income housing assistance, the rent you claim may not exceed 40 percent of your income. Please claim only the amount of rent you paid or your refund will be delayed or denied. If you rent from a facility that does not pay real estate taxes, you are not eligible for a property tax credit. If your gross rent paid exceeds your household income, you must attach a detailed statement explaining how the additional rent was paid or the claim will be denied.

### LINE 13 - TOTAL REAL ESTATE TAX/RENT PAID

Add amounts from Form MO-PTS, Lines 11 and 12 and enter amount on Line 13, or \$1,100, whichever is less.

**Example:** Ester owns her home for three months and pays \$100 in property taxes. For nine months she rents an apartment and pays \$4,000 in rent. The amount on Line 9 of the Form MO-CRP is \$800 (\$4,000 x 20 percent). Form MO-PTS, Line 11, is \$100; Line 12 is \$750; and Line 13 is \$850. The \$800 for rent is limited on Line 12 to \$750.

#### Helpful Hints

Real estate tax paid for a **prior year cannot** be claimed on this form. To claim real estate taxes for a prior year, you must file a claim for that year.

**Example:** If you paid your 2018 real estate tax in calendar year 2019, you must file a 2018 Property Tax Credit Claim. If you own your home and other adults (other than spouse) live there and pay rent, the rent must be included in your federal adjusted gross income.

### LINE 14 - PROPERTY TAX CREDIT

Apply Lines 10 and 13 to the Property Tax Credit Chart on pages 49, 50, and 51 to determine the amount of your property tax credit. If you have another income tax or property tax credit liability, this property tax credit may be applied to that liability in accordance with [Section 143.782, RSMo](#). You will be notified if your credit is offset against any debts.



# INFORMATION TO COMPLETE FORM MO-CRP

Form MO-CRP must be completed by taxpayers who rented their home and are submitting a Property Tax Credit Claim.

**If you rent from a tax exempt facility, you do not qualify.**

**Step 1:** Enter all information requested on Lines 1-5. If rent is paid to a relative, the relationship to the landlord must be indicated on Line 1. **Your claim may be delayed if you fail to enter all required information.**

**Step 2:** Enter on Line 6 the gross rent paid. Exclude rent paid for any portion of your home used in the production of income, and the rent paid for surrounding land with attachments not necessary nor maintained for homestead purposes. **Also, exclude any rent paid to your landlord on your behalf by any organization.**

**Step 3:** If you were a resident of a nursing home or boarding home during 2019, use the applicable percentage on Line 7. If you lived in a hotel and meals were included in your rent payment, enter 50 percent; otherwise enter 100 percent. If two or more unmarried individuals over 18 years of age shared a residence and each paid part of the rent, enter the total rent on Form MO-CRP, Line 6 and select the appropriate percentage on box G of Line 7. If the rent receipt is for the total rent amount, then the percentage on box G of the Form MO-CRP must be used to determine your credit.

**If none of the reductions apply to you, enter 100 percent on Line 7.**

**Step 4:** Multiply Line 6 by the percentage on Line 7. Enter this amount on Form(s) MO-CRP, Line 8.

**Step 5:** Multiply Line 8 by 20 percent and enter the result on Line 9. Add the totals from Line 9 on all completed Form(s) MO-CRP and enter the amount on Line 12 of Form MO-PTS.

## Helpful Hints

An **apartment** is a room or suite of rooms with separate facilities for cooking and other normal household functions.

A **boarding home** is a house that provides meals, lodging, and the residents share common facilities.





What Is Form MO-1040V and Why Should I Use It?

Form MO-1040V, Individual Income Tax Payment Voucher, is the voucher you send with your payment when you do not make the payment with your income tax return. It is similar to vouchers returned with loan, utility, and credit card payments. Form MO-1040V ensures that your payment will be processed more efficiently and accurately. Form MO-1040V allows you to file your completed income tax return and send your payment at a later date. Your income tax return and payment are due no later than April 15, 2020.

When Should I Use Form MO-1040V?

If you have an amount due on an electronically filed return, or do not submit payment in full when you file your income tax return, send Form MO-1040V with your payment. DO NOT use Form MO-1040V for making extension payments. Please use Form MO-60 or visit our website to pay online.

How Do I Fill In the Payment Voucher?

Complete the name(s) and address block.

- Social Security Number - Enter your social security number (SSN). If you are filing a combined return, enter your and your spouse's SSN(s) in the order they appear on the return; placing your spouse's SSN in the appropriate field below.
• Name Control - Enter the first four letters of your last name. See examples. If you are filing a combined return, enter your and your spouse's name control in the order they appear on the return, placing your spouse's name control in the appropriate field below.

Name Enter

John Brown BROW
Juan De Jesus DEJE
Joan A. Lee LEE
Jean McCarthy MCCA
John O'Neill ONEI
Pedro Torres-Lopez TORR

Please use capital letters as shown.

- Amount of Payment - Enter the amount of your payment in whole dollars.

How Do I Make My Payment?

- Make your check or money order payable to the "Missouri Department of Revenue." Do not send cash (U.S. funds only). Do not postdate your check; it will be cashed upon receipt. The Department of Revenue may collect on checks returned for insufficient or uncollected funds electronically.
• Write your name, address, SSN, daytime telephone number, and "2019 MO Income Tax" on your check or money order.
• Detach the payment voucher at the perforation, and mail with your payment. Do not mail a copy of your previously filed return.
• Please mail your Form MO-1040V and payment to: Missouri Department of Revenue, P.O. Box 371, Jefferson City, MO 65105-0371

Please print as shown below in black or dark blue ink. Do not use red ink or pencil.

1 2 3 4 A B C D

Federal Privacy Notice

The Federal Privacy Act requires the Missouri Department of Revenue (Department) to inform taxpayers of the Department's legal authority for requesting identifying information, including social security numbers, and to explain why the information is needed and how the information will be used.

Chapter 143 of the Missouri Revised Statutes authorizes the Department to request information necessary to carry out the tax laws of the state of Missouri. Federal law 42 U.S.C. Section 405 (c)(2)(C) authorizes the states to require taxpayers to provide social security numbers. The Department uses your social security number to identify you and process your tax returns and other documents, to determine and collect the correct amount of tax, to ensure you are complying with the tax laws, and to exchange tax information with the Internal Revenue Service, other states, and the Multistate Tax Commission (Chapters 32 and 143, RSMo). In addition, statutorily provided non-tax uses are: (1) to provide information to the Department of Higher Education with respect to applicants for financial assistance under Chapter 173, RSMo and (2) to offset refunds against amounts due to a state agency by a person or entity (Chapter 143, RSMo). Information furnished to other agencies or persons shall be used solely for the purpose of administering tax laws or the specific laws administered by the person having the statutory right to obtain it [as indicated above]. In addition, information may be disclosed to the public regarding the name of a tax credit recipient and the amount issued to such recipient (Chapter 135, RSMo). (For the Department's authority to prescribe forms and to require furnishing of social security numbers, see Chapters 135, 143, and 144, RSMo.)

You are required to provide your social security number on your tax return. Failure to provide your social security number or providing a false social security number may result in criminal action against you.



Please print. Make check payable to Missouri Department of Revenue. Mail Form MO-1040V and payment to the Missouri Department of Revenue, P.O. Box 371, Jefferson City, MO 65105-0371.

Name
Spouse's Name
Street Address
City State ZIP Code
Full payment of taxes must be submitted by April 15, 2020 to avoid interest and additions to tax for failure to pay. If you pay by check, you authorize the Department of Revenue to process the check electronically. Any returned check may be presented again electronically.

Social Security Number [ ] - [ ] - [ ]

Name Control [ ]

Spouse's Social Security Number [ ] - [ ] - [ ]

Spouse's Name Control [ ]

Amount of Payment (U.S. funds only) \$ [ ] . [ ]



19347010001

Department Use Only [ ] . [ ]

Department Use Only [ ] [ ] [ ]

A. Enter amount from Line 10 here \_\_\_\_\_ B. Enter amount from Line 13 here \_\_\_\_\_  
 C. Find where these two numbers "meet" below to figure your credit amount. Enter on Form MO-PTS, Line 14.

## 2019 Property Tax Credit Chart

Amount from Line B above or from Form MO-PTS, Line 13 - Total Real Estate Tax Paid

		FROM					FROM					FROM				
		1076	1051	1026	1001	976	951	926	901	876	851	826	801	776	751	
		TO					TO					TO				
		1100	1075	1050	1025	1000	975	950	925	900	875	850	825	800	775	
<b>FROM</b>	<b>TO</b>	<b>Refund is the actual total amount of allowable real estate tax paid, not to exceed \$1,100 (Form MO-PTS, Line 13). Note: If you rent from a facility that does not pay property taxes, you are not eligible for a Property Tax Credit.</b>														
1	14,300															
14,301	14,600	1078	1053	1028	1003	978	953	928	903	878	853	828	803	778	753	
14,601	14,900	1069	1044	1019	994	969	944	919	894	869	844	819	794	769	744	
14,901	15,200	1059	1034	1009	984	959	934	909	884	859	834	809	784	759	734	
15,201	15,500	1049	1024	999	974	949	924	899	874	849	824	799	774	749	724	
15,501	15,800	1039	1014	989	964	939	914	889	864	839	814	789	764	739	714	
15,801	16,100	1028	1003	978	953	928	903	878	853	828	803	778	753	728	703	
16,101	16,400	1016	991	966	941	916	891	866	841	816	791	766	741	716	691	
16,401	16,700	1005	980	955	930	905	880	855	830	805	780	755	730	705	680	
16,701	17,000	993	968	943	918	893	868	843	818	793	768	743	718	693	668	
17,001	17,300	980	955	930	905	880	855	830	805	780	755	730	705	680	655	
17,301	17,600	968	943	918	893	868	843	818	793	768	743	718	693	668	643	
17,601	17,900	954	929	904	879	854	829	804	779	754	729	704	679	654	629	
17,901	18,200	941	916	891	866	841	816	791	766	741	716	691	666	641	616	
18,201	18,500	927	902	877	852	827	802	777	752	727	702	677	652	627	602	
18,501	18,800	913	888	863	838	813	788	763	738	713	688	663	638	613	588	
18,801	19,100	898	873	848	823	798	773	748	723	698	673	648	623	598	573	
19,101	19,400	883	858	833	808	783	758	733	708	683	658	633	608	583	558	
19,401	19,700	868	843	818	793	768	743	718	693	668	643	618	593	568	543	
19,701	20,000	852	827	802	777	752	727	702	677	652	627	602	577	552	527	
20,001	20,300	836	811	786	761	736	711	686	661	636	611	586	561	536	511	
20,301	20,600	819	794	769	744	719	694	669	644	619	594	569	544	519	494	
20,601	20,900	802	777	752	727	702	677	652	627	602	577	552	527	502	477	
20,901	21,200	785	760	735	710	685	660	635	610	585	560	535	510	485	460	
21,201	21,500	767	742	717	692	667	642	617	592	567	542	517	492	467	442	
21,501	21,800	749	724	699	674	649	624	599	574	549	524	499	474	449	424	
21,801	22,100	731	706	681	656	631	606	581	556	531	506	481	456	431	406	
22,101	22,400	712	687	662	637	612	587	562	537	512	487	462	437	412	387	
22,401	22,700	693	668	643	618	593	568	543	518	493	468	443	418	393	368	
22,701	23,000	673	648	623	598	573	548	523	498	473	448	423	398	373	348	
23,001	23,300	653	628	603	578	553	528	503	478	453	428	403	378	353	328	
23,301	23,600	633	608	583	558	533	508	483	458	433	408	383	358	333	308	
23,601	23,900	613	588	563	538	513	488	463	438	413	388	363	338	313	288	
23,901	24,200	591	566	541	516	491	466	441	416	391	366	341	316	291	266	
24,201	24,500	570	545	520	495	470	445	420	395	370	345	320	295	270	245	
24,501	24,800	548	523	498	473	448	423	398	373	348	323	298	273	248	223	
24,801	25,100	526	501	476	451	426	401	376	351	326	301	276	251	226	201	
25,101	25,400	504	479	454	429	404	379	354	329	304	279	254	229	204	179	
25,401	25,700	481	456	431	406	381	356	331	306	281	256	231	206	181	156	
25,701	26,000	457	432	407	382	357	332	307	282	257	232	207	182	157	132	
26,001	26,300	434	409	384	359	334	309	284	259	234	209	184	159	134	109	
26,301	26,600	410	385	360	335	310	285	260	235	210	185	160	135	110	85	
26,601	26,900	385	360	335	310	285	260	235	210	185	160	135	110	85	60	
26,901	27,200	361	336	311	286	261	236	211	186	161	136	111	86	61	36	
27,201	27,500	335	310	285	260	235	210	185	160	135	110	85	60	35	10	
27,501	27,800	310	285	260	235	210	185	160	135	110	85	60	35	10		
27,801	28,100	284	259	234	209	184	159	134	109	84	59	34	9			
28,101	28,400	258	233	208	183	158	133	108	83	58	33	8				
28,401	28,700	231	206	181	156	131	106	81	56	31	6					
28,701	29,000	204	179	154	129	104	79	54	29	4						
29,001	29,300	177	152	127	102	77	52	27	2							
29,301	29,600	149	124	99	74	49	24									
29,601	29,900	121	96	71	46	21										
29,901	30,000	95	70	45	20											

A. Enter amount from Line 10 here \_\_\_\_\_ B. Enter amount from Line 13 here \_\_\_\_\_  
 C. Find where these two numbers "meet" below to figure your credit amount. Enter on Form MO-PTS, Line 14.

**Amount from Line B above or from Form MO-PTS, Line 13 - Total Real Estate Tax or 20 percent of Rent Paid**

		FROM				FROM				FROM					
		726	701	676	651	626	601	576	551	526	501	476	451	426	401
		TO				TO				TO					
		750	725	700	675	650	625	600	575	550	525	500	475	450	425
<b>FROM</b>	<b>TO</b>	Refund is the actual total amount of allowable real estate tax paid, not to exceed \$1,100 or rent credit equivalent not to exceed \$750 (Form MO-PTS, Line 13). Note: If you rent from a facility that does not pay property taxes, you are not eligible for a Property Tax Credit.													
1	14,300														
14,301	14,600	728	703	678	653	628	603	578	553	528	503	478	453	428	403
14,601	14,900	719	694	669	644	619	594	569	544	519	494	469	444	419	394
14,901	15,200	709	684	659	634	609	584	559	534	509	484	459	434	409	384
15,201	15,500	699	674	649	624	599	574	549	524	499	474	449	424	399	374
15,501	15,800	689	664	639	614	589	564	539	514	489	464	439	414	389	364
15,801	16,100	678	653	628	603	578	553	528	503	478	453	428	403	378	353
16,101	16,400	666	641	616	591	566	541	516	491	466	441	416	391	366	341
16,401	16,700	655	630	605	580	555	530	505	480	455	430	405	380	355	330
16,701	17,000	643	618	593	568	543	518	493	468	443	418	393	368	343	318
17,001	17,300	630	605	580	555	530	505	480	455	430	405	380	355	330	305
17,301	17,600	618	593	568	543	518	493	468	443	418	393	368	343	318	293
17,601	17,900	604	579	554	529	504	479	454	429	404	379	354	329	304	279
17,901	18,200	591	566	541	516	491	466	441	416	391	366	341	316	291	266
18,201	18,500	577	552	527	502	477	452	427	402	377	352	327	302	277	252
18,501	18,800	563	538	513	488	463	438	413	388	363	338	313	288	263	238
18,801	19,100	548	523	498	473	448	423	398	373	348	323	298	273	248	223
19,101	19,400	533	508	483	458	433	408	383	358	333	308	283	258	233	208
19,401	19,700	518	493	468	443	418	393	368	343	318	293	268	243	218	193
19,701	20,000	502	477	452	427	402	377	352	327	302	277	252	227	202	177
20,001	20,300	486	461	436	411	386	361	336	311	286	261	236	211	186	161
20,301	20,600	469	444	419	394	369	344	319	294	269	244	219	194	169	144
20,601	20,900	452	427	402	377	352	327	302	277	252	227	202	177	152	127
20,901	21,200	435	410	385	360	335	310	285	260	235	210	185	160	135	110
21,201	21,500	417	392	367	342	317	292	267	242	217	192	167	142	117	92
21,501	21,800	399	374	349	324	299	274	249	224	199	174	149	124	99	74
21,801	22,100	381	356	331	306	281	256	231	206	181	156	131	106	81	56
22,101	22,400	362	337	312	287	262	237	212	187	162	137	112	87	62	37
22,401	22,700	343	318	293	268	243	218	193	168	143	118	93	68	43	18
22,701	23,000	323	298	273	248	223	198	173	148	123	98	73	48	23	
23,001	23,300	303	278	253	228	203	178	153	128	103	78	53	28	3	
23,301	23,600	283	258	233	208	183	158	133	108	83	58	33	8		
23,601	23,900	263	238	213	188	163	138	113	88	63	38	13			
23,901	24,200	241	216	191	166	141	116	91	66	41	16				
24,201	24,500	220	195	170	145	120	95	70	45	20					
24,501	24,800	198	173	148	123	98	73	48	23						
24,801	25,100	176	151	126	101	76	51	26	1						
25,101	25,400	154	129	104	79	54	29	4							
25,401	25,700	131	106	81	56	31	6								
25,701	26,000	107	82	57	32	7									
26,001	26,300	84	59	34	9										
26,301	26,600	60	35	10											
26,601	26,900	35	10												
26,901	27,200	11													
27,201	27,500														
27,501	27,800														
27,801	28,100														
28,101	28,400														
28,401	28,700														
28,701	29,000														
29,001	29,300														
29,301	29,600														
29,601	29,900														
29,901	30,000														

This area indicates no credit is allowable.

**Example:**  
 If Line 10 is \$23,980 and Line 13 of Form MO-PTS is \$525, then the tax credit would be \$16.

A. Enter amount from Line 10 here \_\_\_\_\_ B. Enter amount from Line 13 here \_\_\_\_\_  
 C. Find where these two numbers "meet" below to figure your credit amount. Enter on Form MO-PTS, Line 14.

**Amount from Line B above or from Form MO-PTS, Line 13 - Total Real Estate Tax or 20% of Rent Paid**

		FROM					FROM					FROM					
		376	351	326	301	276	251	226	201	176	151	126	101	76	51	26	1
		TO					TO					TO					
		400	375	350	325	300	275	250	225	200	175	150	125	100	75	50	25
<b>FROM</b>	<b>TO</b>	Refund is the actual total amount of allowable real estate tax paid, not to exceed \$1,100 or rent credit equivalent not to exceed \$750 (Form MO-PTS, Line 13). Note: If you rent from a facility that does not pay property taxes, you are not eligible for a Property Tax Credit.															
1	14,300																
14,301	14,600	378	353	328	303	278	253	228	203	178	153	128	103	78	53	28	3
14,601	14,900	369	344	319	294	269	244	219	194	169	144	119	94	69	44	19	
14,901	15,200	359	334	309	284	259	234	209	184	159	134	109	84	59	34	9	
15,201	15,500	349	324	299	274	249	224	199	174	149	124	99	74	49	24		
15,501	15,800	339	314	289	264	239	214	189	164	139	114	89	64	39	14		
15,801	16,100	328	303	278	253	228	203	178	153	128	103	78	53	28	3		
16,101	16,400	316	291	266	241	216	191	166	141	116	91	66	41	16			
16,401	16,700	305	280	255	230	205	180	155	130	105	80	55	30	5			
16,701	17,000	293	268	243	218	193	168	143	118	93	68	43	18				
17,001	17,300	280	255	230	205	180	155	130	105	80	55	30	5				
17,301	17,600	268	243	218	193	168	143	118	93	68	43	18					
17,601	17,900	254	229	204	179	154	129	104	79	54	29	4					
17,901	18,200	241	216	191	166	141	116	91	66	41	16						
18,201	18,500	227	202	177	152	127	102	77	52	27	2						
18,501	18,800	213	188	163	138	113	88	63	38	13							
18,801	19,100	198	173	148	123	98	73	48	23								
19,101	19,400	183	158	133	108	83	58	33	8								
19,401	19,700	168	143	118	93	68	43	18									
19,701	20,000	152	127	102	77	52	27	2									
20,001	20,300	136	111	86	61	36	11										
20,301	20,600	119	94	69	44	19											
20,601	20,900	102	77	52	27	2											
20,901	21,200	85	60	35	10												
21,201	21,500	67	42	17													
21,501	21,800	49	24														
21,801	22,100	31	6														
22,101	22,400	12															
22,401	22,700																
22,701	23,000																
23,001	23,300																
23,301	23,600																
23,601	23,900																
23,901	24,200																
24,201	24,500																
24,501	24,800																
24,801	25,100																
25,101	25,400																
25,401	25,700																
25,701	26,000																
26,001	26,300																
26,301	26,600																
26,601	26,900																
26,901	27,200																
27,201	27,500																
27,501	27,800																
27,801	28,100																
28,101	28,400																
28,401	28,700																
28,701	29,000																
29,001	29,300																
29,301	29,600																
29,601	29,900																
29,901	30,000																

**Example:**  
 If Line 10 is \$19,360 and Line 13 of Form MO-PTS is \$225, then the tax credit would be \$8.

This area indicates no credit is allowable.

## Visit our website at

In addition to electronic filing information found on our website, you can:

- Use our fill-in forms that automatically calculate
- Download Missouri and federal tax forms
- Get answers to frequently asked questions
- Pay your taxes online
- Get the status of your refund or balance due
- Get a copy of the Taxpayer Bill of Rights

## Important Phone Numbers

General Inquiry Line ..... (573) 751-3505  
Automated Refund, Balance Due, and 1099G Inquiry ..... (573) 526-8299  
Electronic Filing Information..... (573) 751-3505

Individuals with speech or hearing impairments may use TTY  
(800) 735-2966 or fax (573) 526-1881.

Missouri Return Tracker  
<https://dor.mo.gov/returnstatus>  
Return Status Available for 2018 and 2019 Tax Returns