
MISSOURI

Form MO-1040

Individual Income Tax
Long Form

2
0
1
6



File Electronically

Electronic filing is fast and easy. Last year, 82 percent of Missouri Individual Income Tax Returns were filed electronically. See page 2 for details about how you can file electronically this year.

Tax Deadline is April 18. See page 4 for extensions.

Electronic Filing Options for Federal and State E-File - Missouri, in cooperation with the Internal Revenue Service (IRS), offers a joint federal and state filing of individual income tax returns. There are two ways that you may e-file your federal and state income tax returns:



- 1) You can electronically file your federal and state returns online from websites provided by approved software providers. Many providers offer free filing if you meet certain conditions. A list of approved providers can be found at <http://dor.mo.gov/personal/individual/>.
- 2) You can have a tax preparer (if approved by the IRS) electronically file your federal and state returns for you, usually for a fee. A list of approved tax preparers can be found at <http://dor.mo.gov/personal/individual/>.

Benefits of Electronic Filing

Convenience: You can electronically file 24 hours a day, 7 days a week. If you electronically file **DO NOT** mail a copy of your return.

Security: Your tax return information is encrypted and transmitted over secure lines to ensure confidentiality.

Accuracy: Electronically filed returns have fewer errors than paper returns.

Direct Deposit: You can have your refund directly deposited into your bank account.

Proof of Filing: An acknowledgment is issued when your return is received and accepted.


Assistance with Preparing Your Tax Return

There are a large number of volunteer groups around Missouri providing tax assistance to elderly or lower income taxpayers. To locate a volunteer group near you that offers return preparation assistance:

- Call 800-906-9887 or 888-227-7669,
- or visit: <http://www.irs.gov/Individuals/Free-Tax-Return-Preparation-for-You-by-Volunteers>.

You will find a larger volume of volunteer centers open during the filing season, which is typically January through April.

2-D Barcode Returns - If you plan to file a paper return, you should consider 2-D barcode filing. The software encodes all your tax information into a 2-D barcode, which allows your return to be processed with fewer errors compared to traditional paper returns. If you use software to prepare your return, check our website for approved 2-D barcode software companies. Also, check out the Department's fill-in forms that calculate and have a 2-D barcode. You can have your refund directly deposited into your bank account when you use the Department's fill-in forms.



If your form has a 2-D barcode, mail your return to the Department of Revenue address as indicated below:

Refund returns: P.O. Box 3222, Jefferson City, MO 65105-3222

Refund returns claiming a property tax credit: P.O. Box 3385, Jefferson City, MO 65105-3385

Balance due returns: P.O. Box 3370, Jefferson City, MO 65105-3370

Balance due returns claiming a property tax credit: P.O. Box 3395, Jefferson City, MO 65105-3395

What's Inside

Achieving a Better Life Experience (ABLE)	11, 35
Address Change	5
Adjusted Gross Income	
Federal	6
Missouri	6
Worksheet	6
Agriculture Disaster Relief	35
Amended Return	4, 9
Amount Due	10
Bring Jobs Home Deduction	8
Composite Return	5
Consumer's Use Tax	5, 39
Credit Card Payment	10
Dependent Deduction	7
Domicile	4
Depreciation Adjustment	35
Disabled, 100 Percent	6
Elderly Dependent	7
Enterprise or Rural Empowerment Zone Income Modification	8
Estimated Tax	
Declaration of	5
Underpayment Penalty	10, 31-34
Extension	4, 8
Federal Income Tax	7
Filing Requirements	3
Filing Status	7
Fiscal Year Filers	
When to File	4
Form MO-1040 Completion	5-10
Forms - To Obtain	3
Healthcare Sharing Ministry	7
Income Tax State	8, 35
Individual Medical Accounts	11, 12

Interest	
Exempt Federal Obligations	11, 12
State and Local Obligations	11
Itemized Deduction	7, 35
Late Filing and Payment	
Addition	4
Interest	4
Payment Options	4, 10
1040V	4, 10, 40
Local Earnings Tax	35
Long-term Care Insurance	7
Lump Sum Distribution	8
Mailing Addresses	2, 4, 36
Military Income Deduction	7
Military Personnel	5, 7, 12, 36
Missouri Taxpayer Bill of Rights	44
Missouri Withholding	
Form 1099	8
Form W-2	8, 34
Modifications to Income	11, 12, 35
MOST, Missouri Higher Education Deposit Program, other qualified 529 plans	10, 11, 12, 35
Name, Address, etc.	
Deceased Taxpayer	5
Net Operating Loss	11, 12
Non-obligated Spouse	6
Nonresident	
Definition	4
Income Percentage	8
Partner or S Corp Shareholder	8
Nonresident Alien	4, 5
Part-year Resident	5, 8
Pension Exemption	7, 35, 36
Personal Exemption	7
Property Tax Credit	8, 36-38
Property Tax Credit Chart	41-43

Qualified Health Insurance Premium	35
Worksheet	26
Railroad Retirement	
Benefits	11, 12, 37
Tax	35
Tier I and Tier II	11, 12, 35
Recapture Tax	8
Refund	10
Return Inquiry Website	4, 44
Resident (definition)	4
Resident Credit	8
Self-employment Tax	35
Signing Your Return	10
Standard Deduction	7
Tax Credits	8
Tax Computation Worksheet	25
Tax Chart	25
Telephone Numbers	44
Trust Funds	9, 10
When to File	4

FORMS

MO-1040	13-14, 17-18
MO-A	15-16, 19-20
MO-CR	21-22
MO-NRI	23-24
MO-HEA	25
2016 Tax Chart	25
Qualified Health Insurance Worksheet	26
MO-PTS	27
MO-CRP	28
MO-TC	29-30
MO-2210	31-34
Consumers Use Tax	39
MO-1040V	40

DO YOU HAVE THE CORRECT TAX BOOK?

Form MO-1040 is Missouri's long form. It is a universal form that can be used by anyone. If you do not have any of the special filing situations described below and you choose to file a paper tax return, try filing a short form. The short forms are less complicated and provide only the necessary information for specific tax filing situations.

YOU MUST FILE FORM MO-1040 IF AT LEAST ONE OF THE FOLLOWING APPLIES:

- You or your spouse claim or file:
 - a. a pension or social security/social security disability or military exemption or property tax credit and you also have other special filing situations. (If you do not have any other special filing situations described in this section, you can use Form MO-1040P-Short Form to file your taxes and claim the property tax credit/pension exemption.);
 - b. miscellaneous tax credits (taken on Form MO-TC);
 - c. a credit for payment made with the filing of a Form MO-60, Application for Extension of Time to File;
 - d. income from another state;
 - e. a deduction for dependent(s) age 65 or older;
 - f. an amended return;
 - g. a nonresident entertainer or a professional athlete;
 - h. a fiscal year return;
 - i. a nonresident military service member stationed in Missouri and you or your spouse earned non-military income while in Missouri;

- j. a deduction for other federal tax (from Federal Form 1040, Lines 45, 46, 48, 59, 60b, and any recapture taxes on Line 63);
 - k. a Health Care Sharing Ministry deduction;
 - l. any military income earned while on active duty; or
 - m. the Bring Jobs Home tax deduction.
- You have any of the following Missouri modifications:
 - a. positive or negative adjustments from partnerships, fiduciaries, S corporations, or other sources;
 - b. nonqualified distribution received from the Missouri Savings for Tuition Program (MOST), Missouri Higher Education Deposit Program, or other qualified 529 plan;
 - c. nonqualified distribution received from or exempt contributions made to Achieving a Better Life Experience (ABLE) program;
 - d. interest on federal exempt obligations;
 - e. interest on state and local obligations;
 - f. capital gain exclusion;
 - g. exempt contributions made to or earnings from the Missouri Savings for Tuition Program (MOST), Missouri Higher Education Deposit Program, or other qualified 529 plans;
 - h. enterprise zone or rural empowerment zone modification;
 - i. negative adjustments related to bonus depreciation;
 - j. net operating loss carryback/carry-forward;
 - k. combat pay included in federal adjusted gross income; or
 - l. agriculture disaster relief income.

- You owe a penalty for underpayment of estimated tax.
- You owe tax on a lump sum distribution included on Federal Form 1040, Line 44.
- You owe recapture tax on low income housing credit.

To Obtain Forms:

To use the Department's form selector or to obtain specific tax forms visit our website at <http://dor.mo.gov/personal/individual/>.

IMPORTANT FILING INFORMATION

This information is for guidance only and does not state the complete law.

FILING REQUIREMENTS

You do not have to file a Missouri return if you are not required to file a federal return. If you are required to file a federal return, you may not have to file a Missouri return if you:

- are a resident and have less than \$1,200 of Missouri adjusted gross income;
- are a nonresident with less than \$600 of Missouri income; or
- have Missouri adjusted gross income less than the amount of your standard deduction plus the exemption amount for your filing status.

Note: If you are not required to file a Missouri return, but you received a Form W-2 stating you had Missouri tax withheld, you must file your Missouri return to get a refund of your Missouri withholding. If you are not required to file a Missouri return and you do not anticipate an increase in income, you may change your Form MO W-4 to "exempt" so your employer will not withhold Missouri tax.

WHEN TO FILE

Calendar year taxpayers must file no later than **April 18, 2017**. Late filing will subject taxpayers to charges for interest and addition to tax. Fiscal year filers must file no later than the 15th day of the fourth month following the close of their taxable year.

EXTENSION OF TIME TO FILE

You are not required to file an extension if you do not expect to owe additional income tax or if you anticipate receiving a refund. If you wish to file a Missouri extension, and do not expect to owe Missouri income tax, you may file an extension by filing Form MO-60, Application for Extension of Time to File. An automatic extension of time to file will be granted until October 16, 2017.

If you receive an extension of time to file your federal income tax return, you will automatically be granted an extension of time to file your Missouri income tax return, provided you do not expect to owe any additional Missouri income tax. Attach a copy of your federal extension (Federal Form 4868) with your Missouri income tax return when you file.

If you expect to owe Missouri income tax, file Form MO-60 with your payment by the original due date of the return.

Remember: An extension of time to file does not extend the time to pay. A 5 percent addition to tax will apply if the tax is not paid by the original return's due date.

LATE FILING AND PAYMENT

Simple interest is charged on all delinquent taxes. The rate will be updated annually and can be found on our website at <http://dor.mo.gov/personal/individual/>. For timely filed returns, an addition to tax of 5 percent (of the unpaid tax) is added if the tax is not paid by the return's due date.

For returns not filed by the due date, an addition to tax of 5 percent per month (of the unpaid tax) is added for each month the return is not filed. The addition to tax cannot exceed 25 percent.

If you are unable to pay the tax owed in full on the due date, please visit the Department of Revenue's website at <http://dor.mo.gov/personal/individual/> for your payment options. If you are mailing a partial payment, please use the Form MO-1040V found on page 40.

WHERE TO MAIL YOUR RETURN

If you are due a **refund** or have **no amount due**, mail your return and all required attachments to:

**Department of Revenue
P.O. Box 500
Jefferson City, MO 65106-0500.**

If you have a **balance due**, mail your return, payment, and all required attachments to:

**Department of Revenue
P.O. Box 329
Jefferson City, MO 65107-0329.**

2-D barcode returns, see page 2.

DOLLARS AND CENTS

Rounding is required on your tax return. Zeros have been placed in the cents columns on your return. For 1 cent through 49 cents, round down to the previous whole dollar amount. For 50 cents through 99 cents, round up to the next whole dollar amount.

*Example: Round \$32.49 down to \$32.00
Round \$32.50 up to \$33.00*

REPORT OF CHANGES IN FEDERAL TAXABLE INCOME

When your federal taxable income or federal tax liability is changed as a result of an audit or notification by the Internal Revenue Service, or if you file an amended federal income tax return, you must report such change by filing an amended Missouri income tax return with the Department of Revenue within 90 days of the change. Failure to notify the Department of Revenue within the 90 day period extends the statute of limitations to one year after the Department of Revenue becomes aware of such determination. You will be subject to interest and addition to tax if you owe additional tax to Missouri.

AMENDED RETURN

To file an amended individual income tax return, use Form MO-1040. Check the box at the top of the form. Complete Forms MO-1040 and MO-A, pages 1 and 2, using corrected figures. **Attach all schedules along with a copy of your federal changes and your Federal Form 1040X.** If you are due a refund, mail to: Department of Revenue, P.O. Box 500, Jefferson City, MO 65106-0500. If you have an amount due, mail to Department of Revenue, P.O. Box 329, Jefferson City, MO 65107-0329.

FILL-IN FORMS THAT CALCULATE

Go to <http://dor.mo.gov/personal/individual/> to enter your tax information and let us do the math for you. No calculation errors means faster processing. Just print, sign, and mail the return. These forms contain a 2-D barcode at the top right portion of the form. This allows quicker processing of your return.

MISSOURI RETURN INQUIRY

To check the status of your **current year return** 24 hours a day, please visit our website: <http://dor.mo.gov/personal/individual/> or call our automated individual income tax inquiry line (573) 526-8299. To obtain the status of your return, you must know the following information: 1) the first social security number on the return; 2) the filing status shown on your return; and 3) the exact amount of the refund or balance due in whole dollars.

RESIDENT

A resident is an individual who either 1) maintained a domicile in Missouri or 2) did not maintain a domicile in Missouri but did have permanent living quarters and spent more than 183 days of the taxable year in Missouri.

Exception: An individual domiciled in Missouri who did not maintain permanent living quarters in Missouri, did maintain permanent living quarters elsewhere, and spent 30 days or less of the taxable year in Missouri is not a resident.

Domicile: The place an individual intends to be his or her permanent home; a place that he or she intends to return to when absent. A domicile, once established, continues until the individual moves to a new location with the true intention of making his or her permanent home there. An individual can have only one domicile at a time.

NONRESIDENT

A nonresident is an individual who does not meet the definition of resident. If required to file, nonresidents with income from another state must use Form MO-NRI to determine income percentages.

NONRESIDENT ALIEN SPECIAL FILING INSTRUCTIONS

If you do not have a social security number, enter your identifying number in the social security number space provided.

Enter on Form MO-1040, Line 1 the amount from Federal Form 1040NR, Line 36 or Federal Form 1040NR-EZ, Line 10.

Filing Status

If you marked Box 1 or 2 on the Federal Form 1040NR; or Box 1 on Federal Form 1040NR-EZ, check Box A on Form MO-1040.

If you marked Box 3, 4, or 5, and did not claim your spouse as an exemption on Federal Form 1040NR, or if you marked Box 2 on Federal Form 1040NR-EZ, check Box D on Form MO-1040.

If you marked Box 3, 4, or 5 and claimed your spouse as an exemption on Federal Form 1040NR, check Box E on Form MO-1040.

If you marked Box 6 on Federal Form 1040NR, check Box G on Form MO-1040.

Itemized Deductions

Nonresident aliens who are required to itemize their deductions for federal purposes must also itemize deductions on their Missouri return. For more detailed information, visit our website for Frequently Asked Questions at <http://dor.mo.gov/personal/individual/>.

Federal Tax Deduction

Enter on Form MO-1040, Line 10 the amount from Federal Form 1040NR, Line 53 minus Line 43, 44, 65, and any amount from Form 8885 included in Line 69; or the amount from Federal Form 1040NR-EZ, Line 15.

Enter on Form MO-1040, Line 11 the amount from Federal Form 1040NR, Lines 43, 44, 46, 57, and 59b.

For all other lines of Form MO-1040, see instructions starting on this page.

PART-YEAR RESIDENT

All income earned while living in Missouri is taxable to Missouri. A part-year resident may determine to be taxed as a resident for the entire year by using Form MO-CR to claim a credit for taxes paid to another state on the income earned while living in Missouri. Or a part-year resident may use Form MO-NRI to determine their income percentage based on the income earned while living in Missouri.

MILITARY PERSONNEL

The Servicemembers Civil Relief Act prevents military personnel from being taxed on military income by any state other than their home of record state. The Military Spouses Residency Relief Act prevents income earned by servicemembers' spouses from being taxed by any state other than their state of residence. If you are a member of any active duty component of the Armed Forces of the United States you may be eligible for an income deduction. See Line 19 instructions for more information.

Missouri Home of Record - If you entered the Armed Forces in Missouri, your home of record is presumed to be Missouri and you are presumed to be domiciled in Missouri.

Missouri Home of Record (Stationed Outside Missouri) - If you: (a) maintained no permanent living quarters in Missouri during the year; (b) maintained permanent living quarters elsewhere; and (c) did not spend more than 30 days of the year in Missouri, you are considered a *nonresident* for tax purposes and your military pay, interest, and dividend income are not taxable to Missouri. Complete Form MO-NRI and attach to Form MO-1040.

Note: If your spouse remains in Missouri more than 30 days while you are stationed outside Missouri, your total income, including your military pay, is taxable to Missouri. If you are the spouse of a military servicemember, are living outside of Missouri and Missouri is your state of residence, any income you earn is taxable to Missouri. If you earn more than \$1,200 you must file a Missouri return (Form MO-1040).

Missouri Home of Record (Stationed in Missouri) - If your home of record is Missouri and you are stationed in Missouri due to military orders, all of your income, including your military pay, is taxable to Missouri.

Missouri Home of Record (Entering or Leaving the Military) - If you are entering or leaving the military, Missouri is your home of record, and you spend more than 30 days in Missouri, your total income, including your military pay, is taxable to Missouri.

Non-Missouri Home of Record (Stationed in Missouri) - The military pay of nonresident military personnel stationed in Missouri due to military orders is not taxable to Missouri. If you are a servicemember and earned only military income while stationed in Missouri, complete a No Return Required-Military Online Form at the following address: <http://dor.mo.gov/personal/individual/>.

If you are a military servicemember and earned \$600 or more in Missouri in non-military income, this non-military income is taxable to Missouri and cannot be subtracted from your federal adjusted gross income on your Missouri return (Form MO-1040).

If you are the spouse of a military servicemember, are in Missouri because the military servicemember is stationed in Missouri on military orders, and your state of residence is another state, any income earned by you is not taxable to Missouri. However, if you earn more than \$600 you must file a Missouri return (Form MO-1040) and provide verification of your state of residence. Acceptable verification may include any of the following from your state of residence: a copy of your 2016 state income tax return, 2016 property tax receipts, current driver license, vehicle registration, or voter identification card. You must report the military pay of the servicemember and your income on Form MO-A, Part 1, Line 10, as a "Military (Nonresident)" subtraction to your federal adjusted gross income. For additional information, please visit <http://dor.mo.gov/personal/individual/>.

OTHER STATE INCOME

You must begin the Form MO-1040 with your total federal adjusted gross income, as reported on your federal return. Lines 1 through 27 of the return are computed as if you are a full-year resident. Tax (Line 27) is computed on all your income, and may then be reduced by a resident credit (Line 28), or by a Missouri income percentage (Line 29). The result is a prorated Missouri tax liability (Line 30) based only on the income earned in Missouri. See page 8, Lines 28 and 29.

DECLARATION OF ESTIMATED TAX

Residents and nonresidents are required to make a declaration of estimated tax if their Missouri estimated tax is expected to be at least \$100. If you are required to make estimated tax payments, you must do so by remitting your tax payment along with Form MO-1040ES, Estimated Tax Declaration for Individuals.

ADDRESS CHANGE

You may obtain an official address change form to change your address with the Department by visiting our website: <http://dor.mo.gov/personal/individual/>.

Address change requests should be mailed to: **Department of Revenue, P.O. Box 2200, Jefferson City, MO 65105-2200.** This will help forward any refund check or correspondence to your new address.

You may complete our online address change form at the following address: <http://dor.mo.gov/personal/individual/>.

COMPOSITE RETURN

Businesses filing a composite return on behalf of their nonresident partners or shareholders should use Form MO-1040. Attach a schedule listing the name, address, identification number, and amount of each nonresident partner or shareholder's income from Missouri sources to Form MO-1040. Write "composite return" at the top of Form MO-1040. Refer to Missouri Regulation 12 CSR 10-2.190 for complete filing instructions. **Note: The tax rate for a composite return is 6 percent.** For more information, visit http://dor.mo.gov/forms/Composite_Return_2016.pdf.

CONSUMER'S USE TAX

Use tax is imposed on the storage, use or consumption of tangible personal property in this state. The state use tax rate is 4.225 percent. Cities and counties may impose an additional local use tax. Use tax does not apply if the purchase is subject to Missouri sales tax or otherwise exempt. A purchaser is required to file a use tax return if the cumulative purchases on which tax was not paid to the state exceeds \$2,000 in a calendar year. You can use the Form 4340, Consumer's Use Tax Return, located on page 39. The due date for Form 4340 is April 17, 2017.

FORM MO-1040

Important: Complete your federal return first.

If you are filing a fiscal year return, indicate the beginning and ending dates on the line provided near the top of Form MO-1040.

Information to Complete Form MO-1040

NAME, ADDRESS, ETC.

Print or type your name(s), address, and social security number(s) in the spaces provided on the return.

If the taxpayer or spouse died in 2016, check the appropriate box and write the date of death after the decedent's first name in the name and address area of the return. If a refund is due to the deceased taxpayer, attach a copy of Federal Form 1310 and death certificate.

AGE 62 THROUGH 64

If you or your spouse were ages **62, 63, or 64 by December 31, 2016**, check the appropriate box.

AGE 65 OR OLDER OR BLIND

If you or your spouse were age **65 or older** or **blind** and qualified for these deductions on your 2016 federal return, check the appropriate boxes.

100 PERCENT DISABLED PERSON

You may check the **100 percent disabled** box if you are unable to engage in any substantial gainful activity by reason of any medically determinable physical or mental impairment that can be expected to result in death or has lasted or can be expected to last for a continuous period of not less than 12 months. A claimant is not required to be gainfully employed prior to such disability to qualify for a property tax credit. You may visit <http://dor.mo.gov/personal> to learn more about the property tax credit claim.

NON-OBLIGATED SPOUSE

You may check the **non-obligated spouse** box if your spouse owes the state of Missouri any child support payments, back taxes, student loans, etc., and you do not want your portion of the refund used to pay the amounts owed by your spouse. Debts owed to the Internal Revenue Service (IRS) are **excluded** from the non-obligated spouse apportionment.

FIGURE YOUR MISSOURI ADJUSTED GROSS INCOME

Missouri requires the division of income between spouses. Taxpayers filing a combined return pay less tax by dividing the income between spouses and then determining the tax amount for each person's income.

You must begin your Missouri return with your total federal adjusted gross income, even if you have income from a state other than Missouri.

LINE 1 — FEDERAL ADJUSTED GROSS INCOME

If your filing status is "**married filing combined**" and both spouses are reporting income, use the worksheet below to split income between you and your spouse. The combined income for you and your spouse must equal the total federal adjusted gross income you reported on your federal return. For **all other filing statuses**, use the chart below to determine your federal adjusted gross income.

If you include loss(es) of \$1,000 or more on Line 1, you must attach a copy of Federal Form 1040 (pages 1 and 2).

FEDERAL FORM	LINE
Federal Form 1040	Line 37
Federal Form 1040A	Line 21
Federal Form 1040EZ	Line 4
Federal Form 1040X	Line 1

Missouri Modifications

Before completing Lines 2, 3, and 4, read the Information to Complete Form MO-A, Part 1, pages 11, 12 and 35.

LINE 2 — TOTAL ADDITIONS

Enter the total additions amount from Form MO-A, Part 1, Line 7.

LINE 4 — TOTAL SUBTRACTIONS

Enter the total subtractions amount from Form MO-A, Part 1, Line 17.

LINE 7 — INCOME PERCENTAGES

To calculate your income percentage for Line 7, complete the chart below if both spouses have income:

Yourself	Line 5Y _____ divided by
	Line 6 _____ = _____
Spouse	Line 5S _____ divided by
	Line 6 _____ = _____

The total entered on Line 7 must equal 100 percent — round to the nearest percentage. (Example: 84.3 percent would be shown as 84 percent, and 97.5 percent would be shown as 98 percent.) Lines 7Y and 7S must equal 100 percent.

Note: If one spouse has negative income and the other spouse has positive income (example: your income is -\$15,000 and your spouse's income is \$30,000), enter zero percent on Line 7Y and 100 percent on Line 7S. If nothing is entered, the Department will consider this to be 100 percent.

WORKSHEET FOR LINE 1 — Instructions for Completing the Adjusted Gross Income Worksheet

Missouri law requires a combined return for married couples filing together. A combined return means taxpayers are required to split their total federal adjusted gross income (including other state income) between spouses when beginning the Missouri return.

Splitting the income can be as easy as adding up your separate Forms W-2 and 1099. Or it may require allocating to each spouse the percentage of ownership in jointly held property, such as businesses, farm operations, dividends, interest, rent, and capital gains or losses. State refunds should be split based on each spouse's 2015 Missouri tax withheld, less each spouse's 2015 tax liability. The result should be each spouse's portion of the 2015 refund. Taxable social security benefits must be allocated by each spouse's share of the benefits received for the year.

The worksheet below lists income that is included on your federal return, along with federal line references. Find the lines that apply to your federal return, split the income between you and your spouse, and enter the amounts on the worksheet. When you have completed the worksheet, transfer the amounts from Line 18 to Form MO-1040, Lines 1Y and 1S.

Note: Remember, the incomes listed separately on Line 18 of this worksheet must equal your total federal adjusted gross income when added together.

Adjusted Gross Income Worksheet for Combined Return	Federal Form 1040EZ Line No.	Federal Form 1040A Line No.	Federal Form 1040 Line No.	Y — Yourself		S — Spouse	
1. Wages, salaries, tips, etc.....	1	7	7		00	1	00
2. Taxable interest income.....	2	8a	8a		00	2	00
3. Dividend income.....	none	9a	9a		00	3	00
4. State and local income tax refunds.....	none	none	10		00	4	00
5. Alimony received.....	none	none	11		00	5	00
6. Business income or (loss).....	none	none	12		00	6	00
7. Capital gain or (loss).....	none	10	13		00	7	00
8. Other gains or (losses).....	none	none	14		00	8	00
9. Taxable IRA distributions.....	none	11b	15b		00	9	00
10. Taxable pensions and annuities.....	none	12b	16b		00	10	00
11. Rents, royalties, partnerships, S corporations, trusts, etc.....	none	none	17		00	11	00
12. Farm income or (loss).....	none	none	18		00	12	00
13. Unemployment compensation.....	3	13	19		00	13	00
14. Taxable social security benefits.....	none	14b	20b		00	14	00
15. Other income.....	none	none	21		00	15	00
16. Total (add Lines 1 through 15).....	4	15	22		00	16	00
17. Less: federal adjustments to income.....	none	20	36		00	17	00
18. Federal adjusted gross income (Line 16 less Line 17) Enter amounts here and on Lines 1Y and 1S, Form MO-1040...	4	21	37		00	18	00

FIGURE YOUR TAXABLE INCOME

LINE 8 — PENSION AND SOCIAL SECURITY/SOCIAL SECURITY DISABILITY/MILITARY EXEMPTION

If you or your spouse received a public, private, or military pension, social security or social security disability, complete Form MO-A, Part 3. Enter the amount from Form MO-A, Part 3, Total Exemption on MO-1040, Line 8. **Attach a copy of your federal return (pages 1 and 2), Forms 1099-R, W-2P, and SSA-1099.**

LINE 9 — FILING STATUS AND EXEMPTION AMOUNT

Enter on Line 9 the amount of exemption claimed for your filing status. You must use the same filing status as on your Federal Form 1040 with two exceptions:

- Box B** must be checked if you are claimed as a dependent on another person's federal tax return and you checked either box on Federal Form 1040EZ, Line 5; or you were not allowed to check Box 6a on Federal Forms 1040 or 1040A. **If you checked Box B, enter "0".**
- Box E** may be checked **only** if all of the following apply: a) you checked Box 3 (married filing separate return) on your Federal Form 1040 or 1040A; b) your spouse had no income and is not required to file a federal return; and c) your spouse was claimed as an exemption on your federal return and was not a dependent of someone else. **Attach a copy of your federal return. Only one box may be checked on Line 9, Boxes A through G.**

LINE 10 — TAX FROM FEDERAL RETURN

Use the chart below to locate your tax on your federal return. **Do not enter your federal income tax withheld as shown on your Forms W-2 or federal return.**

If you have an earned income credit, you must subtract the credit from the tax on your federal return. If a negative amount is calculated, enter "0". If you used a method other than the federal tax table to determine your federal tax, attach the appropriate schedule.

FEDERAL FORM	LINE NUMBERS
1040	Line 56 minus Lines 45, 46, 66a, 68, 69, and any amount from Form 8885 on Line 73.
1040A	Line 37 minus Lines 29, 42a, 44, 45, and any alternative minimum tax included on Line 28.
1040EZ	Line 10 minus Line 8a.
1040X	Line 11 minus Lines 14 and 15, except amounts from Forms 2439 and 4136.

Note: At the time the Department printed their tax booklets, the Internal Revenue Service had not finalized the federal income tax forms.

LINE 11 — OTHER FEDERAL TAX

Enter the total amount of Lines 45, 46, 48, 59, 60b, and any recapture taxes included on Line 63 of Federal Form 1040. Enter the total amount of any alternative minimum tax included on Line 28 plus Line 29 of Federal Form 1040A. For amended returns enter the other taxes reported on Line 10 of Federal

Form 1040X except: **do not include** self-employment tax, FICA tax, or railroad retirement tax on this line. **Attach a copy of your federal return (pages 1 and 2). Attach a copy of Federal Forms 4255, 8611, or 8828 if claiming recapture taxes.**

LINE 13 — FEDERAL INCOME TAX DEDUCTION

If you checked Box A, B, D, E, F, or G on Line 9, your federal tax deduction may not exceed \$5,000. If you checked Box C on Line 9, your federal tax deduction may not exceed \$10,000.

LINE 14 — STANDARD OR ITEMIZED DEDUCTIONS

Standard Deductions: If you claimed the standard deduction on your federal return, enter the standard deduction amount for your filing status. The amounts are listed on Form MO-1040, Line 14. **Use the chart below to determine your standard deduction if you or your spouse marked any of the boxes for: 65 or older, blind or claimed as a dependent.**

FEDERAL FORM	LINE NUMBERS
1040	Line 40
1040A	Line 24
1040EZ	See following note
1040X	Line 2

Note: If you filed a Federal Form 1040EZ, and checked one or both boxes on Line 5, refer to the Federal Standard Deduction Worksheet for Dependents. If you did not check either box on Federal Form 1040EZ, Line 5, enter \$6,300 if single or \$12,600 if married.

Itemized Deductions: If you itemized on your federal return, you may want to itemize on your Missouri return or take the standard deduction, whichever results in a higher deduction. If you were **required** to itemize on your federal return, you must itemize on your Missouri return. To figure your itemized deductions, complete the Form MO-A, Part 2. **Attach a copy of your federal return (pages 1 and 2) and Federal Schedule A.**

LINE 15 AND 16 — TOTAL NUMBER OF DEPENDENTS

Do not include yourself or your spouse as dependents.

Line 15 - Multiply by \$1,200 the total number of dependents you claimed on Line 6c of your federal return. You may claim a stillborn dependent deduction that occurred during the 2016 tax year. Check the box on Line 15, and include it in the total number of dependents. Attach a copy of the stillbirth certificate.

Line 16 - Multiply by \$1,000 the total number of dependents you claimed on Line 15 that were age 65 or older by the last day of the taxable year. **Do not include dependents that receive state funding or Medicaid. Attach a copy of your federal return (pages 1 and 2).**

LINE 17 — LONG-TERM CARE INSURANCE DEDUCTION

If you paid premiums for qualified long-term care insurance in 2016, you may be eligible for a deduction on your Missouri income tax return. Qualified long-term care insurance is defined as insurance coverage for at least 12 months for long-term care expenses should such care become necessary because of a chronic health condition or physical disability, including cognitive impairment or the loss of functional capacity, thus rendering an individual unable to care for themselves without the help of another person. Complete the worksheet below only if you paid premiums for a qualified long-term care insurance policy; and the policy is for at least 12 months coverage.

Note: You can not claim a deduction for amounts paid toward death benefits or extended riders.

LINE 18 — HEALTH CARE SHARING MINISTRY

If you made contributions to a qualifying health care sharing ministry, enter the amounts you paid in 2016 on Line 18. Do not include amounts excluded from your federal taxable income.

LINE 19 - MILITARY INCOME DEDUCTION

Enter the amount of military income earned as a member of any **active duty** component of the Armed Forces of the United States. This amount must be included in your federal adjusted gross income and not previously taken as a deduction. If you are claiming this deduction, you should submit appropriate documentation to verify your active duty status. Please attach a copy of your Leave and Earnings Statement and any other official document, such as your Military Orders, which validates how long you were in active duty status and the amount you earned in active duty status during 2016. **Failure to attach the requested documentation may result in the disallowance of this deduction. If you have additional questions about this deduction, you may contact the Department's military liaison at military@dor.mo.gov.**

WORKSHEET FOR LONG-TERM CARE INSURANCE DEDUCTION	
A.	Enter the amount paid for qualified long-term care insurance policy..... A) \$ _____ If you itemized on your federal return and your federal itemized deductions included medical expenses, go to Line B. If not, skip to H.
B.	Enter the amount from Federal Schedule A, Line 4..... B) \$ _____
C.	Enter the amount from Federal Schedule A, Line 1..... C) \$ _____
D.	Enter the amount of qualified long-term care included on Line C..... D) \$ _____
E.	Subtract Line D from Line C..... E) \$ _____
F.	Subtract Line E from Line B. If amount is less than zero, enter "0". F) \$ _____
G.	Subtract Line F from Line A..... G) \$ _____
H.	Enter Line G (or Line A if you did not have to complete Lines B through G) on Form MO-1040, Line 17

Attach a copy of your Federal Form 1040 (pages 1 and 2) and Federal Schedule A (if you itemized your deductions).

LINE 20 - BRING JOBS HOME DEDUCTION

If you or your spouse accrued expenses associated with relocating a business to Missouri, you may be eligible for this deduction (if approved by the Department of Economic Development). The deduction is equal to 50% of the eligible insourcing expenses and cannot exceed your Missouri adjusted gross income. For additional information please visit <http://ded.mo.gov> or contact the Missouri Department of Economic Development at P.O. Box 118, Jefferson City, MO 65102-0118.

LINE 22 — SUBTOTAL

Subtract Line 21 from Line 6. If less than zero, enter "0". **Do not enter a negative amount.**

LINE 24 — ENTERPRISE ZONE INCOME OR RURAL EMPOWERMENT ZONE MODIFICATION

To claim the Enterprise Zone Income or Rural Empowerment Zone Modification, you must first receive notification of approval from the **Department of Economic Development**.

Enterprise Zone Income Modification: If you or your spouse have exempt income from a business facility located in an enterprise zone that has been approved by the Department of Economic Development, enter one-half of the Missouri taxable income attributed to the new business facility in the enterprise zone (refer to Form 4354) on Line 24.

Rural Empowerment Zone Modification: If you or your spouse have exempt income from a new business facility located within a rural empowerment zone that has been approved by the Department of Economic Development, enter the Missouri taxable income attributed to a new business facility in a rural empowerment zone on Line 24.

Visit <http://ded.mo.gov> for additional information on either modification, or contact the Department of Economic Development, Incentives Section, P.O. Box 118, Jefferson City, MO 65102-0118.

FIGURE YOUR TAX

LINE 27 — MISSOURI TAX

If your Missouri taxable income is less than \$9,000, use the tax chart on page 25 to locate your tax. If greater than \$9,000, use the worksheet below the tax chart to calculate the tax.

A separate tax must be computed for you and your spouse.

LINES 28 AND 29 — RESIDENT CREDIT OR MISSOURI INCOME PERCENTAGE

Note: A taxpayer filing as a resident who paid taxes to another state or political subdivision may take a credit for tax paid by using Form MO-CR. A taxpayer filing as a nonresident may calculate their Missouri income percentage by using the Form MO-NRI. A Form MO-CR and a Form MO-NRI may not be used by the same taxpayer on Form MO-1040. (If filing a combined return, one spouse may use Form

MO-NRI and the other spouse may elect to use Form MO-CR). See Lines 28 and 29. Visit <http://dor.mo.gov/personal/individual/> for more information and examples.

Attach a copy of your other state or political subdivision's return.

LINE 28 — MISSOURI RESIDENT(S)

You should take the resident credit (Form MO-CR) if:

- you are a full-year Missouri resident; and
- you paid income tax to other state(s) or political subdivisions.

LINE 29 — NONRESIDENT(S)

You should determine your Missouri income percentage (Form MO-NRI) if:

- you are a nonresident; and
- you had income from other state(s) or political subdivisions.

The amount on Line 29 should be 100 percent unless you use Form MO-NRI and determine a lesser percentage. If you do not enter a percentage on Line 29, your tax will be based on all of your income, regardless of where it was earned.

LINE 28 OR 29 — PART-YEAR RESIDENT(S)

You may take either the resident credit **or** the Missouri income percentage. Complete both Forms MO-CR and MO-NRI and use the one that is to your advantage. All income earned while living in Missouri is taxable to Missouri.

Attach a copy of your other state or political subdivision's return.

LINE 31 — TAX ON LUMP SUM DISTRIBUTIONS AND RECAPTURE TAX ON MISSOURI LOW INCOME HOUSING CREDITS

Lump Sum Distributions. A taxpayer who receives a lump sum distribution may be required to file Federal Form 4972. Because this income is not included in your Missouri adjusted gross income, a separate calculation must be made to compute the Missouri tax on this distribution. You are subject to the tax if your state of legal residence was Missouri at the time you received the lump sum distribution. The amount of tax is 10 percent of your federal tax liability on the distribution received in 2016.

You must compute this tax by multiplying the amount shown as tax on a Lump Sum Distribution (Federal Form 4972) by 10 percent. For example, if your Federal Form 1040, Line 44 includes \$1,000 tax as a result of a Lump Sum Distribution (Federal Form 4972), the amount of tax on Form MO-1040, Line 31, would be \$100. Check the Lump Sum Distribution box on Line 31. **Attach a copy of Federal Form 4972.**

Recapture Tax. If you are required to recapture a portion of any federal low income housing credits taken on a low income housing project, you are also required to recapture a portion of any state credits taken. The state recapture amount is the proportion of the state credit that equals

the proportion the federal recapture amount bears to the original federal low income housing credit amount. **Attach a copy of your federal return (pages 1 and 2) and Federal Form 8611.**

FIGURE YOUR PAYMENTS AND CREDITS

LINE 34 — MISSOURI WITHHOLDING

Include only Missouri withholding as shown on your Forms W-2, 1099, or 1099-R.

Do not include withholding for federal taxes, local taxes, city earnings taxes, other state's withholding, or payments submitted with Form MO-2NR or Form MO-2ENT. Attach a copy of all Forms W-2 and 1099. See Diagram 1, Form W-2, on page 34.

LINE 35 — ESTIMATED TAX PAYMENTS

Include any estimated tax payments made on your 2016 return and any overpayment applied from your 2015 Missouri return.

LINE 36 — NONRESIDENT PARTNER OR S CORPORATION SHAREHOLDER TAX WITHHELD

Include the payments from your distributive share by the partnership or S corporation, if you are a nonresident partner or S corporation shareholder as shown on Forms MO-2NR and MO-NRP. **Attach Forms MO-2NR and MO-NRP.**

LINE 37 — NONRESIDENT ENTERTAINER TAX WITHHOLDING

Include your share of the payments from gross earnings as a nonresident entertainer, as shown on Forms MO-2ENT, Line 6. Attach a schedule showing the date(s) and place(s) of the performance(s), the nonresident entertainer entity's name, and how your share of the amount paid was calculated. **Attach Form MO-2ENT.**

LINE 38 — EXTENSION OF TIME TO FILE

If you filed for an extension of time to file, enter on Line 38 the amount you paid to the Department of Revenue with Form MO-60.

LINE 39 — MISCELLANEOUS TAX CREDITS

You may be eligible for certain tax credits. The total amount of tax credit is computed by completing Form MO-TC, Miscellaneous Income Tax Credits. Enter the total tax credit amount from Form MO-TC, Line 13 on Form MO-1040, Line 39. **Attach Form MO-TC, along with any applicable schedules, certificates, and federal forms.** You can find a list of available credits and the agency to contact for information, forms, and approval to claim each credit on the Form MO-TC, Miscellaneous Income Tax Credits, located on page 30.

LINE 40 — PROPERTY TAX CREDIT

Complete Form MO-PTS to determine the amount of your property tax credit. See information to complete Form MO-PTS on pages 36-38.

**LINE 42 — AMENDED RETURN ONLY:
PAYMENT ON ORIGINAL RETURN**

Enter any payment(s) applied to your original filed return including any penalties and interest.

**LINE 43 — AMENDED RETURN ONLY:
OVERPAYMENT ON ORIGINAL RETURN**

Enter the overpayment claimed or adjusted on your original return including interest.

**INDICATE THE REASON FOR
AMENDING YOUR RETURN:**

Check the box relating to why you are filing an amended return.

- Box A—Mark Box A (federal audit) if you have knowledge or have received a notice that your federal return you previously filed was incorrect, or if the Internal Revenue Service adjusted your original return. You must attach a copy of your amended federal return or a copy of your revenue agent's report. Enter the month, day, and year your audit was finalized.
- Box B—Mark Box B if you have a net operating loss carryback on your amended return. Indicate the year your loss occurred.
- Box C—Mark Box C if you have an investment tax credit carryback on your amended return. Indicate the year your credit occurred.
- Box D—Mark Box D if you are filing an amended Missouri return as a result of filing an amended federal return. Enter the month, day, and year you filed your amended federal return.

**FIGURE YOUR REFUND
OR AMOUNT DUE**

LINE 45 — OVERPAYMENT

If Line 41 is larger than Line 33, or on an amended return, Line 44 is larger than Line 33, enter the difference (overpayment) on Line 45. All or a portion of an overpayment can be refunded to you.

**LINE 46 — APPLY OVERPAYMENT TO
NEXT YEAR'S TAXES**

You may apply any portion of your refund to next year's taxes.

LINE 47 — TRUST FUNDS

You may donate part or all of your overpaid amount or contribute additional payments to any of the nine trust funds listed on Form MO-1040 or any two additional trust funds.



Children's Trust Fund – Children's Trust Fund, Missouri's Foundation for Child Abuse Prevention, is a non-profit organization dedicated to the vision of children free to grow and reach their full potential in a nurturing and healthy environment free from child abuse and neglect. For more information please contact the Children's Trust Fund www.ctf4kids.org or call 888-826-5437. (Minimum contribution: \$2, or \$4 if married filing combined)



Veterans Trust Fund – The Missouri Veterans Commission's Veterans Trust Fund is a means by which individuals and corporations may donate money to expand and improve services to veterans in Missouri. Contributions may be made at any time directly to: Veterans Trust Fund c/o The Missouri Veterans Commission, P.O. Drawer 147, Jefferson City, MO 65102-0147 or call (573) 751-3779. (Minimum contribution: \$2, or \$4 if married filing combined)



Elderly Home Delivered Meals Trust Fund – The Elderly Home Delivered Meals Trust Fund supports the home delivered meals program for Missouri's home-bound senior citizens, helping them to continue to live independently in their homes. The need for home delivered meals increases yearly as persons are living longer and may need assistance. For more information please contact: <http://health.mo.gov/seniors/aaa/index.php>. (Minimum contribution \$2, or \$4 if married filing combined)



Missouri National Guard Trust Fund – The Missouri National Guard Trust Fund expands the capability to provide/coordinate Military Funeral Honors Ceremonies for veterans of Missouri and veterans buried in Missouri who have served their country in an honorable manner. Contributions may be made at any time directly to Missouri National Guard Trust Fund, ATTN: JFMO-J1/SSH, 2302 Militia Drive, Jefferson City, MO 65101-1203 or call (573)638-9663. (Minimum contribution: \$2, or \$4 if married filing combined)



Workers' Memorial Fund – This fund has been established to create a permanent memorial for all workers who suffered a job related death or injuries that resulted in a permanent disability while on the job in Missouri. Requests for information and contributions may be made at any time to: Workers' Memorial Fund, ATTN: Office of Administration, 301 W. High St., Room 570, Jefferson City, MO 65101. (Minimum contribution: \$1, or \$2 if married filing combined)



Childhood Lead Testing Fund – Activities supported by this fund ensure that Missouri children at risk for lead poisoning are tested and receive appropriate follow-up activities to protect their health and well being from the harmful effects of lead. For more information please contact the Missouri State Public Health Laboratory at (573) 751-3334, or email labweb1@health.mo.gov. (Minimum contribution: \$1, or \$2 if married filing combined)



Missouri Military Family Relief Fund – For more information, please contact: Missouri Military Family Relief Fund, 2302 Militia Drive, ATTN: JFMO-J1/SS, Jefferson City, MO 65201-1203. (Minimum contribution: \$1, or \$2 if married filing combined)



General Revenue Fund – Requests for information and contributions may be made at any time directly to General Revenue Fund, ATTN: Department of Revenue, P.O. Box 3022, Jefferson City, MO 65105-3022. (Minimum contribution: \$1, or \$2 if married filing combined)



Organ Donor Program Fund – Contributions support organ and tissue donation education and registry operation. For more information, please contact: Missouri Department of Health and Senior Services, Organ and Tissue Donor Program, P.O. Box 570, Jefferson City, MO 65102-0570, or call 888-497-4564. (Minimum contribution: \$2, or \$4 if married filing combined)

ADDITIONAL FUNDS

If you choose to give to additional funds, enter the two-digit additional fund code in the spaces provided on Line 47. If you want to give to more than two additional funds, please submit a contribution directly to the fund. For additional information, see <http://dor.mo.gov/personal/individual/>.

Donations received from the following funds are designated specifically for Missouri residents.

Funds	Codes
American Cancer Society Heartland Division, Inc., Fund.....	01
American Diabetes Association Gateway Area Fund	02
American Heart Association Fund	03
American Red Cross Trust Fund.....	15
Amyotrophic Lateral Sclerosis (ALS—Lou Gehrig's Disease) Fund.....	05
Arthritis Foundation Fund.....	09
Developmental Disabilities Waiting List Equity Trust Fund	16
Foster Care and Adoptive Parents Recruitment and Retention Fund	14
March of Dimes Fund.....	08
Missouri National Guard Foundation Fund...	19
Muscular Dystrophy Association Fund	07
National Multiple Sclerosis Society Fund....	10
Pediatric Cancer Research Trust Fund	18
Puppy Protection Trust Fund	17




American Cancer Society Heartland Division, Inc., Fund (01) – For more information anytime, call toll free 1-800-ACS-2345 or visit www.cancer.org. Donations can be sent directly to the American Cancer Society at 1100 Pennsylvania Avenue, Kansas City, MO 64105. (Minimum irrevocable contribution: \$1, not to exceed \$200)





American Diabetes Association Gateway Area Fund (02) – Requests for information may be made by calling (314) 822-5490 or contacting Gateway Area Diabetes Association Fund, 425 South Woods Mill Road #110, Town and Country, MO 63017. (Minimum irrevocable contribution: \$1, not to exceed \$200)



American Heart Association Fund (03) – For more information, please contact: American Heart Association, 460 N. Lindbergh Blvd., St. Louis, MO 63141-7808, or call (314) 692-5600. (Minimum irrevocable contribution: \$1, not to exceed \$200)


 **American Red Cross Trust Fund (15)** – For more information please contact your local American Red Cross at www.redcross.org or call 866-206-0256. (Minimum contribution: \$1, or \$2 if married filing combined)


 **ALS Lou Gehrig's Disease Fund (05)** – Call 1-888-873-8539 for patient services in Eastern Missouri and 1-800-878-2062 for patient services in Western Missouri. (Minimum irrevocable contribution: \$1, not to exceed \$200)


 **Arthritis Foundation Fund (09)** – Call (314) 991-9333 or visit www.arthritis.org. Contributions can be made at any time directly to the Arthritis Foundation, 9433 Olive Blvd., Suite 100, St. Louis, MO 63132. (Minimum irrevocable contribution: \$1, not to exceed \$200)


Developmental Disabilities Waiting List Equity Trust Fund (16) – For more information please contact the Division of Developmental Disabilities at www.dmh.mo.gov/dd/ or call 1-800-207-9329. (Minimum contribution: \$1, or \$2 if married filing combined)


Foster Care and Adoptive Parents Recruitment and Retention Fund (14) – For more information please contact: Missouri Children's Division, P.O. Box 88, Jefferson City, MO 65103-0088 or call (573)522-8024. (Minimum contribution: \$1, or \$2 if married filing combined)


 **March of Dimes Fund (08)** – Send requests for information and contributions directly to the March of Dimes Fund, 11829 Dorsett Road, Maryland Heights, MO 63043. (Minimum irrevocable contribution: \$1, not to exceed \$200)

 **Missouri National Guard Foundation Fund (19)** – The foundation assists Missouri National Guard Members and all veterans and their families by providing services that enable them to improve their financial, physical, mental and social well-being. The Foundation is a 501 (c)(3) tax exempt, charitable organization. For more information call (573) 632-4240, or visit our website at www.mongf.org. Donations can be made directly on the website, or mailed to Missouri National Guard Foundation, 2302 Militia Drive, Jefferson City, Missouri 65101. (Minimum contribution: \$1, or \$2 if married filing combined)

 **Muscular Dystrophy Association Fund (07)** – Requests for information and contributions may be made at any time directly to: Muscular Dystrophy Association, 222 South Riverside Plaza, Suite 1500, Chicago, IL 60606; (816) 444-1554. (Minimum irrevocable contribution: \$1, not to exceed \$200)

 **National Multiple Sclerosis Society Fund (10)** – Call 1-800-FIGHT MS or visit our website at www.nationalmssociety.org or contact National Multiple Sclerosis Society Fund, 1867 Lackland Hill Parkway, St. Louis, MO 63146. (Minimum irrevocable contribution: \$1, not to exceed \$200)

 **Pediatric Cancer Research Trust Fund (18)** - CureSearch for Children's Cancer raises funds to support children's cancer research. For more information, or to donate directly to the fund, visit www.curesearch.org or call (800) 458-6223. (Minimum contribution: \$1, or \$2 if married filing combined)

 **Puppy Protection Trust Fund (17)** - For more information, please contact the Puppy Protection Trust Fund at <http://mda.mo.gov> or call (573) 751-3076. (Minimum contribution: \$1, or \$2 if married filing combined)

LINE 48 - MISSOURI 529 COLLEGE SAVINGS PLAN DEPOSIT

You can deposit all or a portion of your refund into a Missouri 529 College Savings Plan (MOST) account. To make this choice, there must be an open account and the total deposit must be a minimum of \$25. Please complete and attach Form 5632. For more information, see Form 5632 at <http://dor.mo.gov/forms>.

LINE 49 — REFUND

Subtract Lines 46, 47, and 48 from Line 45 and enter on Line 49.

If your refund is \$100,000 or more, please consider filing electronically and receiving your refund by direct deposit to your bank account. For security purposes, all refunds over this amount must be electronically deposited. If you do not file electronically with direct deposit, the Department will contact you for your banking information, which may delay your refund.

Note: If you have any other liability due the state of Missouri, such as child support payments, or a debt with the Internal Revenue Service, your income tax refund may be applied to that liability in accordance with Section 143.781, RSMo. Your property tax credit may be applied to any property tax credit or individual income tax liability pursuant to Section 143.782, RSMo. You will be notified if your refund is offset against any debt(s).

LINE 51 — UNDERPAYMENT OF ESTIMATED TAX PENALTY

If the total payments and credits amount on Line 41 less Line 38 or Line 44 less Line 38 is less than 90 percent (66-2/3 percent for farmers) of the amount on Line 33, or if your estimated tax payments were not paid timely, you may owe a penalty. Complete Form

MO-2210, Underpayment of Estimated Tax for Individuals, see pages 31-34. If you owe a penalty, enter the penalty amount on Line 51.

If you have an overpayment on Line 45, the Department of Revenue will reduce your overpayment by the amount of the penalty.

LINE 52 — AMOUNT DUE

Payments must be postmarked by April 18, 2017, to avoid interest and late payment charges. The Department of Revenue offers several payment options.

Check or money order: Attach a check or money order (U.S. funds only), payable to Missouri Department of Revenue. By submitting payment by check, you authorize the Department of Revenue to process the check electronically upon receipt.

Do not postdate. The Department of Revenue may electronically resubmit checks returned for insufficient or uncollected funds. If you mail your payment after your return is filed, attach your payment to the Form MO-1040V found on page 40.

Electronic Bank Draft (E-Check): By entering your bank routing number and checking account number, you can pay online at <http://dor.mo.gov/personal/individual/> or by calling (888) 929-0513. There will be a convenience fee to use this service.

Credit Card: The Department accepts MasterCard, Discover, Visa, and American Express. You can pay online at <http://dor.mo.gov/personal/payonline.php> or by calling (888) 929-0513. The convenience fees listed below will be charged to your account for processing credit card payments:



Amount of Tax Paid	Convenience Fee
\$0.00–\$50.00	\$1.25
\$50.01–\$75.00	\$1.75
\$75.01–\$100.00	\$2.15
\$100.01 and up	2.15%

Note: The convenience fees for credit card transactions are paid to the third party vendor, **not** to the Missouri Department of Revenue. By accessing this payment system, the user will be leaving Missouri's website and connecting to the website of the third party vendor, which is a secure and confidential website.

SIGN RETURN

You **must sign** Form MO-1040. Both spouses must sign a combined return. If you use a paid preparer, the preparer must also sign the return. If you wish to authorize the Director of Revenue to release information regarding your tax account to your preparer or any member of your preparer's firm, indicate by checking the "yes" box above the signature line.

Information to Complete Form MO-A, PART 1

MISSOURI MODIFICATIONS TO FEDERAL ADJUSTED GROSS INCOME

Form MO-A, Part 1, computes Missouri modifications to federal adjusted gross income. Modifications on Lines 1 through 6 **include income** that is exempt from federal tax, but taxable for state tax purposes. Modifications on Lines 8 through 16 **exclude income** that is exempt from state tax, but taxable for federal tax purposes. If after reviewing the instructions for Part 1, you have no modifications, enter on Form MO-1040, Lines 3 and 5, the same amount(s) entered on Form MO-1040, Line 1.

LINE 1 — INTEREST ON STATE AND LOCAL OBLIGATIONS

If you received income from an obligation of a state or political subdivision **other than Missouri**, enter the amount of that income, reduced by the related expenses incurred (management fees, trustee fees, interest, etc.) if the expenses are more than \$500.

LINE 2 — PARTNERSHIP, FIDUCIARY, S CORPORATION, OTHER

Enter positive adjustments (additions) reported from partnerships, fiduciaries, S corporations, or other sources. The partnership, fiduciary, or S corporation must notify you of the amount of any such adjustment (addition) to which you are entitled. Check the boxes applicable on Line 2 and attach a copy of the notification received.

Net Operating Loss - Carryback/Carry-forward: In the year of your net operating loss (NOL), enter on Form MO-A, Part 1, Line 2 the amount of your eligible NOL to be carried back or carried forward from the loss year. Enter the sum of the current year's NOL (as a positive number), plus any unused NOL from prior years. If your NOL carries forward from the carryback year, enter the unused portion of your NOL as computed on Federal Form 1045, Schedule B, Line 10. Please attach Federal Form 1045, Schedules A and B, or the calculation of your NOL carryback/carry-forward. **Amended returns only:** If your federal adjusted gross income includes an NOL (other than a farming loss) of more than two years, enter the loss amount as a positive number.

Non-medical Withdrawal from Individual Medical Account (IMA): Any monies you withdraw from your Individual Medical Account (IMA) for non-medical purposes are taxable to Missouri. The interest earned on such monies is also taxable to Missouri. The amount subject to tax is reported on a statement provided by the administrator of the IMA.

Non-qualified Withdrawal from Family Development Account: The amount of annual deposits previously subtracted must be added to your federal adjusted gross income if the withdrawal from the account was not for a qualified use.

LINE 3 — NONQUALIFIED DISTRIBUTION FROM A QUALIFIED 529 PLAN

Any distribution made by the Missouri Savings for Tuition Program (MOST), the 529

plan administered by the Missouri Higher Education Deposit Program, or any other qualified 529 plan, not used for qualified higher education expenses, must be added to federal adjusted gross income of the taxpayer who made contributions to the plan. The amount of the distribution that must be added includes contributions previously exempt from state tax and earnings generated from the program (if the earnings are not already included in federal adjusted gross income). If the taxpayer who made the contribution is deceased, the beneficiary of the savings program must **add** the nonqualified taxable distribution to federal adjusted gross income on the Missouri income tax return.

LINE 4 — FOOD PANTRY CONTRIBUTIONS INCLUDED ON SCHEDULE A

If you are claiming the Food Pantry Tax Credit, (Form MO-FPT) and you included your donations as an itemized deduction on your Federal Schedule A, enter the amount of your donations, as noted on Form MO-FPT.

LINE 5 — NONRESIDENT PROPERTY TAX

If you are a nonresident or part-year resident and you reported property taxes paid to another state or political subdivision on Line 9 of your Federal Schedule A, you must report that amount on Line 5 of Form MO-A, unless that state or political subdivision allows a subtraction to income for Missouri property taxes. Visit <http://dor.mo.gov/faq/personal/nonresident.php> for a list of states that allow a subtraction for Missouri property taxes.

LINE 6 — NONQUALIFIED DISTRIBUTION FROM A QUALIFIED ACHIEVING A BETTER LIFE EXPERIENCE (ABLE) PROGRAM

Any distribution made by the ABLE program administered by the Missouri Achieving a Better Life Experience board, not used for qualified disability expenses or not held for the minimum length of time established by the board must be added to the federal adjusted gross income of the taxpayer who made the contributions to the plan. The amount of the distribution that must be added includes contributions previously exempt from state tax and earnings generated from the program (if the earnings are not already included in federal adjusted gross income). If the taxpayer who made the contribution is deceased, the beneficiary must **add** the non-qualified distribution to federal adjusted gross income on the Missouri income tax return.

LINE 7 — TOTAL ADDITIONS

Add Lines 1 through 6. Enter the totals on Form MO-A, Part 1, Line 7 and on Form MO-1040, Line 2.

LINE 8 — INTEREST ON EXEMPT FEDERAL OBLIGATIONS

Interest from **direct obligations** of the U.S. Government, such as U.S. savings bonds, U.S. treasury bills, bonds, and notes is exempt from state taxation under the laws of the United States. **Attach a detailed list or all Federal Forms 1099.** Taxpayers who claim exclusion for interest from direct U.S. obligations must identify the specific securities owned, e.g.,

“U.S. savings bond”. A general description such as “interest on U.S. obligation” or “U.S. Government securities” **is not acceptable.** (See Regulation 12 CSR 10-2.150 for the taxability of various U.S. Government related obligations.) **Failure to identify the specific security will result in the disallowance of the deduction.**

A federally taxed distribution received from a mutual fund investing exclusively in direct U.S. Government obligations is exempt. If the mutual fund invests in both exempt (direct) and non-exempt (indirect) federal obligations, the deduction allowed will be the distribution received from the mutual fund attributable to the interest on the direct U.S. Government obligations, as determined by the mutual fund. **Attach a copy of the year-end statement** received from the mutual fund showing either the amount of money received or the percentage of funds received from direct U.S. Government obligations, or a summary statement received from the mutual fund which clearly identifies the exempt and non-exempt portions of the U.S. Government obligation interest. The statement does not need to list each obligation separately. **Failure to attach the requested document will result in the disallowance of the deduction.**

To arrive at the amount of related expenses, you may use actual expenses or a reasonable estimate. In general, you should use the same or similar method used to compute related expenses for federal income tax purposes, provided that the method reasonably reflects related expenses for Missouri-exempt income.

If you fail to compute reasonable related expenses, the Director of Revenue will make an adjustment based on the best information available. If sufficient information is not available or if your records do not provide sufficient information, the Director of Revenue will use the following formula to compute related expenses:

$$\frac{\text{Exempt income}}{\text{Total Income}} \times \frac{\text{Expense}}{\text{Items}} = \frac{\text{Reduction to}}{\text{Exempt Income}}$$

The principal expense item in this formula is interest expense; however, the Director of Revenue may include other expense items because of their direct relationship to the production of exempt income. You may propose an alternative method provided that it properly reflects the amount of related expenses.

LINE 9 — STATE INCOME TAX REFUND

Enter the amount of any state income tax refund included in your federal adjusted gross income on Form MO-1040, Line 1 (from Federal Form 1040, Line 10). **Attach a copy of Federal Form 1040 (pages 1 and 2).**

LINE 10 — PARTNERSHIP, FIDUCIARY, S CORPORATION, RAILROAD RETIREMENT BENEFITS, OTHER

Enter subtractions, reported from partnerships, fiduciaries, and S corporations. The partnership, fiduciary, and S corporation must notify you of the amount of any such subtraction to which you are entitled. Check the boxes applicable on Line 10 and attach a copy of the notification received. **Failure to attach a copy of the notification furnished to you will result in the disallowance of the subtraction.**

Railroad Retirement Benefits Administered by the Railroad Retirement Board, such as all Tier I and Tier II benefits and any railroad retirement sick pay, disability, and unemployment benefits, included in federal adjusted gross income (Form MO-1040, Line 1), are exempt from state taxation. Enter any such benefits received on Line 10.

If you have other subtractions, indicate the source on Line 10. Other subtractions include:

1. **Contributions into a Missouri Individual Medical Account (IMA).** Contributions that were made by your employer into an Individual Medical Account (IMA) and used to pay your health care expenses are exempt from Missouri income tax. The interest income earned on the IMA account is also exempt from Missouri income tax. The IMA contribution is identified in Box 14 of your Form W-2, Wage and Tax Statement. Reduce the amount of contributions by the amount of medical and dental expenses deducted on Federal Form 1040, Schedule A, Line 4, but paid for by the IMA and included in Missouri itemized deductions.
2. **Additional Capital Gain Deduction Due to Difference in Basis.** If during the taxable year you realized a gain from the sale of property or other capital assets that had a higher tax basis for Missouri tax purposes than for federal tax purposes, you may exclude the gain or the difference in the basis of the property so disposed, whichever is smaller. If the gain was considered a long-term capital gain for federal income tax purposes, the exclusion is limited to the gain or 50 percent of the difference, whichever is smaller. No difference in basis can be claimed for any property obtained after December 31, 1972. If your basis for Missouri purposes is less than the basis for federal income tax purposes, no adjustment is required.
3. **Accumulation Distribution.** If during the taxable year, you received a distribution as beneficiary of a trust that was made from accumulated earnings of prior years and you filed Federal Form 4970, the amount of the distribution may be excluded from Missouri income to the extent that it was reported in your federal adjusted gross income.
4. **Capital Gain Exclusion on Sale of Low Income Housing.** If during the taxable year, you sold a federally subsidized (HUD) low income housing project to a nonprofit or governmental organization, and at least 40 percent of the units are occupied by persons or families having incomes of 60 percent or less of the median income, you may exclude 25 percent of the capital gain from Missouri tax. However, the buyer of the property must agree to preserve or increase the low income occupancy of the project. To use this exclusion, enter 25 percent of the capital gain reported on

your Federal Form 1040. **Attach a copy of your Federal Form 1040 (pages 1 and 2) and Federal Form 4797.**

5. **Family Development Account.** A family development account holder may subtract the amount of annual deposits made to the account (not to exceed \$2,000). Approved withdrawals from the family development account are also exempt from state tax. Interest earned by a family development account is exempt from state taxation and may be subtracted from an account holder's federal adjusted gross income. Any money withdrawn for an unapproved use is subject to tax. **Attach proper certification and a copy of your Form 1099.**
6. **Federally Taxable - Missouri Exempt Obligations.** Income from any bond issued by the Missouri Higher Education Loan Authority (MOHELA), including interest or proceeds resulting from the sale of the bond, is exempt from Missouri tax. Enter the amount of such income included in federal adjusted gross income on Line 10.
7. **Military Income of Nonresident Military Personnel.** Enter the amount of any military income received by nonresident military personnel stationed in Missouri. Nonresident active duty military servicemembers who are required to file a Missouri return may subtract the military income received from their federal adjusted gross income. Non-resident servicemembers' spouses who are in Missouri due to military orders, and have declared another state as their state of residence may subtract their income from their federal adjusted gross income. **Attach a copy of the Form W-2 reporting your military income.**
8. **Build America Bonds and Recovery Zone Bonds Interest.** Enter any interest received from Build America or Recovery Zone Bonds that is included in your federal adjusted gross income. Attach a copy of your Form 1099-INT or any other applicable documentation.
9. **Combat Pay Included in Federal Adjusted Gross Income Earned by Military Personnel with a Missouri Home of Record.** The IRS allows enlisted members, warrant officers and commissioned warrant officers to exclude their military pay received while serving in a combat zone, or while hospitalized as a result of injuries incurred while serving in a combat zone. The exclusion of combat pay received by a commissioned officer, other than a commissioned warrant officer, is limited to the highest rate of enlisted pay. Subtract all military income received while serving in a combat zone, which is included in Federal Adjusted Gross Income (FAGI) and is not otherwise excluded. In most cases combat pay is not included in Box 1, Wages, of Form W-2 and therefore is not included in FAGI.

However if Box 1 includes combat pay, the portion consisting of combat pay may be taken as a subtraction for Missouri purposes.

EXAMPLE 1: A resident of Missouri, is an enlisted member of the military. He enters a combat zone in July and is there through December. He earns \$12,000 January through June, and earns \$20,000 July through December. Box 1 of his Form W-2 should only indicate the \$12,000 he received prior to entering the combat zone. He is not entitled to a subtraction, as his combat pay is not included in his FAGI.

EXAMPLE 2: A resident of Missouri, is a high-ranking commissioned officer. He enters a combat zone in July and is there through December. He earns \$50,000 January through June, and earns \$70,000 July through December. The IRS limits his exclusion to \$40,000, causing Box 1 of his Form W-2 to indicate \$80,000. He is entitled to a subtraction of \$30,000, which represents the portion of Box 1 of Form W-2 attributable to combat pay that is included in his FAGI.

10. **Net Operating Loss.** Any amount of net operating loss taken against federal taxable income but disallowed for Missouri income tax purposes after June 18, 2002, may be carried forward and taken against any income on the Missouri income tax return for a period of up to 20 years from the year of the initial loss. **Attach Federal Form 1045, Schedule A and B, and the calculation of your net operating loss carryback/carry forward.**
11. **Missouri Public-Private Transportation Act.** Enter any income received in connection with the Missouri Public-Private Transportation Act, that is included in your federal adjusted gross income.
12. **Condemnation of Property.** If you included in your Federal Adjusted Gross Income any gain arising from compulsory or involuntary conversion of property as a result of condemnation or the imminence thereof, you may exclude that gain from Missouri tax. **Attach a copy of your Federal Form 1040, Schedule D, and Federal Form 4797.**

LINE 11 — EXEMPT CONTRIBUTIONS MADE TO A QUALIFIED 529 PLAN

The state of Missouri allows a subtraction from federal adjusted gross income for the amount of annual contributions made to the Missouri Savings for Tuition Program (MOST), the 529 plan administered by the Missouri Higher Education Deposit Program, or any other qualified 529 plan.

Instructions continued on page 35



FOR CALENDAR YEAR JAN. 1—DEC. 31, 2016, OR FISCAL YEAR BEGINNING 20 , ENDING 20

AMENDED RETURN - CHECK HERE SOCIAL SECURITY NUMBER SPOUSE'S SOCIAL SECURITY NUMBER SOFTWARE VENDOR CODE (Assigned by DOR) 000

Name and Address section including fields for Last Name, First Name, M. Initial, Suffix, Spouse's Last Name, Spouse's First Name, Spouse's M. Initial, Spouse's Suffix, In Care of Name, County of Residence, Present Address, and City/Town/Post Office/State/Zip Code.

Trust funds and programs including Children's Trust Fund, Veterans Trust Fund, Meals Trust Fund, Missouri National Guard Trust Fund, Workers' Memorial Fund, Childhood Lead Testing Fund, Missouri Military Family Relief Fund, General Revenue Fund, and Organ Donor Program Fund.

PLEASE CHECK THE APPROPRIATE BOXES THAT APPLY TO YOURSELF OR YOUR SPOUSE AS OF DECEMBER 31, 2016. Includes categories: AGE 62 THROUGH 64, AGE 65 OR OLDER, BLIND, 100% DISABLED, NON-OBLIGATED SPOUSE.

INCOME table with columns for Yourself and Spouse, and rows for Federal adjusted gross income, total additions, total income, total subtractions, Missouri adjusted gross income, total Missouri adjusted gross income, and income percentages.

EXEMPTIONS AND DEDUCTIONS table with rows for Pension and Social Security/Military exemption, filing status and exemption amount, tax from federal return, other tax from federal return, total tax from federal return, federal tax deduction, Missouri standard deduction, number of dependents, long-term care insurance deduction, health care sharing ministry deduction, military income deduction, bring jobs home deduction, total deductions, subtotal, enterprise zone or rural empowerment zone income modification, and final subtraction.

		Yourself		Spouse																								
TAX	26. Taxable income amount from Lines 25Y and 25S	26Y	00	26S	00																							
	27. Tax (See tax chart on page 25 of the instructions.)	27Y	00	27S	00																							
	28. Resident credit — Attach Form MO-CR and other states' income tax return(s)	28Y	00	28S	00																							
	29. Missouri income percentage — Enter 100% unless you are completing Form MO-NRI. Attach Form MO-NRI and a copy of your federal return if less than 100%	29Y	%	29S	%																							
	30. Balance — Subtract Line 28 from Line 27; OR Multiply Line 27 by percentage on Line 29.	30Y	00	30S	00																							
	31. Other taxes (Check box and attach federal form indicated.) <input type="checkbox"/> Lump sum distribution (Form 4972) <input type="checkbox"/> Recapture of low income housing credit (Form 8611)	31Y	00	31S	00																							
	32. Subtotal — Add Lines 30 and 31.	32Y	00	32S	00																							
	33. Total Tax — Add Lines 32Y and 32S	33			00																							
PAYMENTS / CREDITS	34. MISSOURI tax withheld — Attach Forms W-2 and 1099	34			00																							
	35. 2016 Missouri estimated tax payments (include overpayment from 2015 applied to 2016)	35			00																							
	36. Missouri tax payments for nonresident partners or S corporation shareholders — Attach Forms MO-2NR and MO-NRP ..	36			00																							
	37. Missouri tax payments for nonresident entertainers — Attach Form MO-2ENT	37			00																							
	38. Amount paid with Missouri extension of time to file (Form MO-60)	38			00																							
	39. Miscellaneous tax credits (from Form MO-TC, Line 13) — Attach Form MO-TC	39			00																							
	40. Property tax credit — Attach Form MO-PTS	40			00																							
41. Total payments and credits — Add Lines 34 through 40.	41			00																								
Skip Lines 42–44 if you are not filing an amended return.																												
AMENDED RETURN	42. Amount paid on original return	42			00																							
	43. Overpayment as shown (or adjusted) on original return	43			00																							
	INDICATE REASON FOR AMENDING.		<table border="1" style="width:100%; border-collapse: collapse;"> <tr> <td>M</td><td>M</td><td>D</td><td>D</td><td>Y</td><td>Y</td> </tr> <tr> <td></td><td></td><td></td><td></td><td></td><td></td> </tr> </table>				M	M	D	D	Y	Y																
	M	M	D	D	Y	Y																						
<input type="checkbox"/> A. Federal audit		Enter date of IRS report.																										
<input type="checkbox"/> B. Net operating loss carryback		Enter year of loss.																										
<input type="checkbox"/> C. Investment tax credit carryback		Enter year of credit.																										
<input type="checkbox"/> D. Correction other than A, B, or C		Enter date of federal amended return, if filed.																										
44. Amended Return — total payments and credits. Add Line 42 to Line 41 or subtract Line 43 from Line 41	44				00																							
REFUND	45. If Line 41, or if amended return, Line 44, is larger than Line 33, enter difference (amount of OVERPAYMENT) here.	45			00																							
	46. Amount of Line 45 to be applied to your 2017 estimated tax	46			00																							
	47. Enter the amount of your donation in the trust fund boxes to the right. See instructions for trust fund codes	47	<table border="1" style="width:100%; border-collapse: collapse;"> <tr> <td> Children's Trust Fund</td> <td> Veterans Trust Fund</td> <td> Elderly Home Delivered Meals Trust Fund</td> <td> Missouri National Guard Trust Fund</td> <td> Workers' Memorial Fund</td> <td> Childhood Lead Testing Fund</td> <td> Missouri Military Family Relief Fund</td> <td> General Revenue Fund</td> <td> Organ Donor Program Fund</td> <td> Additional Fund Code (See Instr.)</td> <td> Additional Fund Code (See Instr.)</td> </tr> <tr> <td>00</td> <td>00</td> <td>00</td> <td>00</td> <td>00</td> <td>00</td> <td>00</td> <td>00</td> <td>00</td> <td>00</td> </tr> </table>	Children's Trust Fund	Veterans Trust Fund	Elderly Home Delivered Meals Trust Fund	Missouri National Guard Trust Fund	Workers' Memorial Fund	Childhood Lead Testing Fund	Missouri Military Family Relief Fund	General Revenue Fund	Organ Donor Program Fund	Additional Fund Code (See Instr.)	Additional Fund Code (See Instr.)	00	00	00	00	00	00	00	00	00	00				
	Children's Trust Fund	Veterans Trust Fund	Elderly Home Delivered Meals Trust Fund	Missouri National Guard Trust Fund	Workers' Memorial Fund	Childhood Lead Testing Fund	Missouri Military Family Relief Fund	General Revenue Fund	Organ Donor Program Fund	Additional Fund Code (See Instr.)	Additional Fund Code (See Instr.)																	
	00	00	00	00	00	00	00	00	00	00																		
48. Amount of Line 45 to be deposited into a Missouri 529 College Savings Plan (MOST) account. Enter amount from Line E of Form 5632	48				00																							
49. REFUND - Subtract Lines 46, 47, and 48 from Line 45 and enter here. Sign below and mail return to: Department of Revenue, PO Box 500, Jefferson City, MO 65106-0500	49				00																							
AMOUNT DUE	50. If Line 33 is larger than Line 41 or Line 44, enter the difference (amount of UNDERPAYMENT) here and go to instructions for Line 51	50			00																							
	51. Underpayment of estimated tax penalty — Attach Form MO-2210. Enter penalty amount here	51			00																							
	52. AMOUNT DUE - Add Lines 50 and 51 and enter here. Sign below and mail return and payment to: Department of Revenue, PO Box 329, Jefferson City, MO 65107-0329. See instructions for Line 52	52				00																						
	<p>If you pay by check, you authorize the Department of Revenue to process the check electronically. Any returned check may be presented again electronically.</p>																											
SIGNATURE	Under penalties of perjury, I declare that I have examined this return, including accompanying schedules and statements, and to the best of my knowledge and belief it is true, correct, and complete. Declaration of preparer (other than taxpayer) is based on all information of which he or she has any knowledge. As provided in Chapter 143, RSMo, a penalty of up to \$500 shall be imposed on any individual who files a frivolous return. I also declare under penalties of perjury that I employ no illegal or unauthorized aliens as defined under federal law and that I am not eligible for any tax exemption, credit or abatement if I employ such aliens.																											
	I authorize the Director of Revenue or delegate to discuss my return and attachments with the preparer or any member of the preparer's firm. <input type="checkbox"/> YES <input type="checkbox"/> NO			E-MAIL ADDRESS		PREPARER'S TELEPHONE () - - - -																						
	SIGNATURE	DATE (MMDDYYYY) _ / _ / _ _	PREPARER'S SIGNATURE		FEIN, SSN, OR PTIN																							
	SPOUSE'S SIGNATURE (If filing combined, BOTH must sign)	DAYTIME TELEPHONE () - - - -	PREPARER'S ADDRESS AND ZIP CODE			DATE (MMDDYYYY) _ / _ / _ _																						



MISSOURI DEPARTMENT OF REVENUE
**INDIVIDUAL INCOME TAX
 ADJUSTMENTS**

2016
 FORM
MO-A

Attachment Sequence No. 1040-01

ATTACH TO FORM MO-1040. ATTACH A COPY OF YOUR FEDERAL RETURN. See information beginning on page 11 to assist you in completing this form.

LAST NAME	FIRST NAME	INITIAL	SOCIAL SECURITY NO.	
SPOUSE'S LAST NAME	FIRST NAME	INITIAL	SPOUSE'S SOCIAL SECURITY NO.	

PART 1 — MISSOURI MODIFICATIONS TO FEDERAL ADJUSTED GROSS INCOME (SEE PAGE 11).

ADDITIONS	Y - YOURSELF		S - SPOUSE	
	Y	00	S	00
1. Interest on state and local obligations other than Missouri source	1Y	00	1S	00
2. <input type="checkbox"/> Partnership; <input type="checkbox"/> Fiduciary; <input type="checkbox"/> S corporation; <input type="checkbox"/> Net Operating Loss (Carryback/Carryforward); <input type="checkbox"/> Other (description) _____	2Y	00	2S	00
3. Nonqualified distribution received from a qualified 529 plan (higher education savings program) not used for qualified higher education expenses	3Y	00	3S	00
4. Food Pantry contributions included on Federal Schedule A	4Y	00	4S	00
5. Nonresident Property Tax	5Y	00	5S	00
6. Nonqualified distribution received from a qualified Achieving a Better Life Experience Program (ABLE) not used for qualified expenses	6Y	00	6S	00
7. TOTAL ADDITIONS — Add Lines 1 through 6. Enter here and on Form MO-1040, Line 2.....	7Y	00	7S	00
SUBTRACTIONS				
8. Interest from exempt federal obligations included in federal adjusted gross income (reduced by related expenses if expenses were over \$500). Attach a detailed list or all Federal Forms 1099 ...	8Y	00	8S	00
9. Any state income tax refund included in federal adjusted gross income	9Y	00	9S	00
10. <input type="checkbox"/> Partnership; <input type="checkbox"/> Fiduciary; <input type="checkbox"/> S corporation; <input type="checkbox"/> Railroad retirement benefits; <input type="checkbox"/> Net Operating Loss; <input type="checkbox"/> Military (nonresident); <input type="checkbox"/> Build America and Recovery Zone Bond Interest <input type="checkbox"/> Combat pay included in federal adjusted gross income; <input type="checkbox"/> MO Public-Private Transportation Act <input type="checkbox"/> Other (description) _____ Attach supporting documentation	10Y	00	10S	00
11. Exempt contributions made to a qualified 529 plan (higher education savings program)	11Y	00	11S	00
12. Qualified Health Insurance Premiums. Attach supporting documentation	12Y	00	12S	00
13. Missouri depreciation adjustment (Section 143.121, RSMo) <input type="checkbox"/> Sold or disposed property previously taken as addition modification.....	13Y	00	13S	00
14. Home Energy Audit Expenses	14Y	00	14S	00
15. Exempt contributions made to a qualified Achieving a Better Life Experience Program (ABLE)	15Y	00	15S	00
16. Agriculture Disaster Relief	16Y	00	16S	00
17. TOTAL SUBTRACTIONS — Add Lines 8 through 16. Enter here and on Form MO-1040, Line 4.	17Y	00	17S	00

PART 2 — MISSOURI ITEMIZED DEDUCTIONS — Complete this section only if you itemize deductions on your federal return. Attach a copy of your Federal Form 1040 (pages 1 and 2) and Federal Schedule A.

1. Total federal itemized deductions from Federal Form 1040, Line 40.....	1	00
2. 2016 Social security tax — (Yourself)	2	00
3. 2016 Social security tax — (Spouse)	3	00
4. 2016 Railroad retirement tax — Tier I and Tier II (Yourself)	4	00
5. 2016 Railroad retirement tax — Tier I and Tier II (Spouse)	5	00
6. 2016 Medicare tax — Yourself and Spouse. See instructions on Page 35.....	6	00
7. 2016 Self-employment tax - See instructions on Page 35	7	00
8. TOTAL — Add Lines 1 through 7.....	8	00
9. State and local income taxes — from Federal Schedule A, Line 5 or see the worksheet below.	9	00
10. Earnings taxes included in Line 9	10	00
11. Net state income taxes — Subtract Line 10 from Line 9 or enter Line 8 from worksheet below.....	11	00
12. MISSOURI ITEMIZED DEDUCTIONS — Subtract Line 11 from Line 8. Enter here and on Form MO-1040, Line 14.....	12	00

Worksheet For Part 2 - Net State Income Taxes, Line 11

Complete this worksheet only if your federal adjusted gross income from federal Form 1040, Line 37 is more than \$311,300 if married filing combined or qualifying widow(er), \$285,350 if head of household, \$259,400 if single or claimed as a dependent, or \$155,650 if married filing separate. If your federal adjusted gross income is less than or equal to these amounts, do not complete this worksheet. Attach a copy of your Federal Itemized Deduction Worksheet (Page A-13 of Federal Schedule A instructions).

1. Enter amount from Federal Itemized Deduction Worksheet, Line 3 (See page A-13 of Federal Schedule A instructions.) If \$0 or less, enter "0".....	1	00
2. Enter amount from Federal Itemized Deduction Worksheet, Line 9 (See Federal Schedule A instructions.).....	2	00
3. State and local income taxes from Federal Form 1040, Schedule A, Line 5	3	00
4. Earnings taxes included on Federal Form 1040, Schedule A, Line 5	4	00
5. Subtract Line 4 from Line 3.....	5	00
6. Divide Line 5 by Line 1.....	6	%
7. Multiply Line 2 by Line 6.....	7	00
8. Subtract Line 7 from Line 5. Enter here and on Form MO-A, Part 2, Line 11.....	8	00

PART 3 - PENSION AND SOCIAL SECURITY/SOCIAL SECURITY DISABILITY/MILITARY EXEMPTION

SECTION A		PUBLIC PENSION CALCULATION — Pensions received from any federal, state, or local government.				
SECTION A	1. Missouri adjusted gross income from Form MO-1040, Line 6	1			00	
	2. Taxable social security benefits from Federal Form 1040A, Line 14b or Federal Form 1040, Line 20b	2			00	
	3. Subtract Line 2 from Line 1	3			00	
	4. Select the appropriate filing status and enter amount on Line 4. Married filing combined - \$100,000; Single, Head of Household, Married Filing Separate, and Qualifying Widow(er) - \$85,000	4			00	
	5. Subtract Line 4 from Line 3 and enter on Line 5. If Line 4 is greater than Line 3, enter \$0	5			00	
			Y - YOURSELF		S - SPOUSE	
	6. Taxable pension for each spouse from public sources from Federal Form 1040A, Line 12b or 1040, Line 16b	6Y		00	6S	00
	7. Amount from Line 6 or \$36,976 (maximum social security benefit), whichever is less	7Y		00	7S	00
	8. If you received taxable social security complete Lines 1 through 8 of Section C and enter the amount(s) from Line(s) 6Y and 6S. See instructions if Line 3 of Section C is more than \$0	8Y		00	8S	00
	9. Subtract Line 8 from Line 7. If Line 8 is greater than Line 7, enter \$0	9Y		00	9S	00
	10. Add amounts on Lines 9Y and 9S	10				00
11. Total public pension , subtract Line 5 from Line 10. If Line 5 is greater than Line 10, enter \$0	11				00	
SECTION B		PRIVATE PENSION CALCULATION — Annuities, pensions, IRAs, and 401(k) plans funded by a private source.				
SECTION B	1. Missouri adjusted gross income from Form MO-1040, Line 6	1			00	
	2. Taxable social security benefits from Federal Form 1040A, Line 14b or Federal Form 1040, Line 20b	2			00	
	3. Subtract Line 2 from Line 1	3			00	
	4. Select the appropriate filing status and enter the amount on Line 4: Married filing combined: \$32,000; Single, Head of Household and Qualifying Widow(er): \$25,000; Married Filing Separate: \$16,000	4			00	
	5. Subtract Line 4 from Line 3. If Line 4 is greater than Line 3, enter \$0	5			00	
			Y - YOURSELF		S - SPOUSE	
	6. Taxable pension for each spouse from private sources from Federal Form 1040A, Lines 11b and 12b, or Federal Form 1040, Lines 15b and 16b.	6Y		00	6S	00
	7. Amounts from Line 6Y and 6S or \$6,000, whichever is less	7Y		00	7S	00
	8. Add Lines 7Y and 7S	8				00
9. Total private pension , subtract Line 5 from Line 8. If Line 5 is greater than Line 8, enter \$0	9				00	
SECTION C		SOCIAL SECURITY OR SOCIAL SECURITY DISABILITY CALCULATION — To be eligible for social security deduction you must be 62 years of age by December 31 and have marked the 62 and older box on page 1 of Form MO-1040. Age limit does not apply to social security disability deduction.				
SECTION C	1. Missouri adjusted gross income from Form MO-1040, Line 6	1			00	
	2. Select the appropriate filing status and enter the amount on Line 2. Married filing combined - \$100,000 Single, Head of Household, Married Filing Separate, and Qualifying Widow(er) - \$85,000	2			00	
	3. Subtract Line 2 from Line 1 and enter on Line 3. If Line 2 is greater than Line 1, enter \$0	3			00	
			Y - YOURSELF		S - SPOUSE	
	4. Taxable social security benefits for each spouse from Federal Form 1040A, Line 14b or Federal Form 1040, Line 20b	4Y		00	4S	00
	5. Taxable social security disability benefits for each spouse from Federal Form 1040A, Line 14b or 1040, Line 20b.	5Y		00	5S	00
	6. Amount from Line(s) 4Y or 5Y, and 4S or 5S	6Y		00	6S	00
	7. Add Lines 6Y and 6S	7				00
8. Total social security/social security disability , subtract Line 3 from Line 7. If Line 3 is greater than Line 7, enter \$0	8				00	
SECTION D		MILITARY PENSION CALCULATION				
SECTION D	1. Military retirement benefits included on Federal Form 1040A, Line 12b or Federal Form 1040, Line 16b	1			00	
	2. Taxable public pension from Federal Form 1040A, Line 12b or Federal Form 1040, Line 16b	2			00	
	3. Divide Line 1 by Line 2 (Round to whole number)	3			%	
	4. Multiply Line 3 by Line 11 of Section A. If you are not claiming a public pension exemption, enter \$0	4			00	
	5. Total military pension , subtract Line 4 from Line 1	5			00	
SECTION E		TOTAL PENSION AND SOCIAL SECURITY/SOCIAL SECURITY DISABILITY/MILITARY EXEMPTION				
	Add Line 11 (Section A), Line 9 (Section B), Line 8 (Section C), and Line 5 (Section D). Enter total amount here and on Form MO-1040, Line 8.			TOTAL EXEMPTION	00	



FOR CALENDAR YEAR JAN. 1—DEC. 31, 2016, OR FISCAL YEAR BEGINNING 20 , ENDING 20

AMENDED RETURN - CHECK HERE SOCIAL SECURITY NUMBER SPOUSE'S SOCIAL SECURITY NUMBER SOFTWARE VENDOR CODE (Assigned by DOR) 000

Name and Address section including fields for Last Name, First Name, M. Initial, Suffix, Spouse's Last Name, Spouse's First Name, Spouse's M. Initial, Spouse's Suffix, In Care of Name, County of Residence, Present Address, and City/Town/Post Office/State/Zip Code.

Trust funds and programs section including Children's Trust Fund, Veterans Trust Fund, Meals Trust Fund, Missouri National Guard Trust Fund, Workers' Memorial Fund, Childhood Lead Testing Fund, Missouri Military Family Relief Fund, General Revenue Fund, and Organ Donor Program Fund.

PLEASE CHECK THE APPROPRIATE BOXES THAT APPLY TO YOURSELF OR YOUR SPOUSE AS OF DECEMBER 31, 2016. AGE 62 THROUGH 64, AGE 65 OR OLDER, BLIND, 100% DISABLED, NON-OBLIGATED SPOUSE.

INCOME table with columns for Yourself and Spouse, and rows for Federal adjusted gross income, total additions, total income, total subtractions, Missouri adjusted gross income, total Missouri adjusted gross income, and income percentages.

EXEMPTIONS AND DEDUCTIONS table with rows for Pension and Social Security/Military exemption, filing status and exemption amount, tax from federal return, other tax from federal return, total tax from federal return, federal tax deduction, Missouri standard deduction, number of dependents, long-term care insurance deduction, health care sharing ministry deduction, military income deduction, bring jobs home deduction, total deductions, subtotal, enterprise zone or rural empowerment zone income modification, and final subtraction.

TAX	Yourself		Spouse	
26. Taxable income amount from Lines 25Y and 25S	26Y	00	26S	00
27. Tax (See tax chart on page 25 of the instructions.)	27Y	00	27S	00
28. Resident credit — Attach Form MO-CR and other states' income tax return(s)	28Y	00	28S	00
29. Missouri income percentage — Enter 100% unless you are completing Form MO-NRI. Attach Form MO-NRI and a copy of your federal return if less than 100%	29Y	%	29S	%
30. Balance — Subtract Line 28 from Line 27; OR Multiply Line 27 by percentage on Line 29.	30Y	00	30S	00
31. Other taxes (Check box and attach federal form indicated.) <input type="checkbox"/> Lump sum distribution (Form 4972) <input type="checkbox"/> Recapture of low income housing credit (Form 8611)	31Y	00	31S	00
32. Subtotal — Add Lines 30 and 31.	32Y	00	32S	00
33. Total Tax — Add Lines 32Y and 32S	33			00

PAYMENTS / CREDITS	34. MISSOURI tax withheld — Attach Forms W-2 and 1099.....	34	00
	35. 2016 Missouri estimated tax payments (include overpayment from 2015 applied to 2016)	35	00
	36. Missouri tax payments for nonresident partners or S corporation shareholders — Attach Forms MO-2NR and MO-NRP ..	36	00
	37. Missouri tax payments for nonresident entertainers — Attach Form MO-2ENT	37	00
	38. Amount paid with Missouri extension of time to file (Form MO-60).....	38	00
	39. Miscellaneous tax credits (from Form MO-TC, Line 13) — Attach Form MO-TC.....	39	00
	40. Property tax credit — Attach Form MO-PTS.....	40	00
	41. Total payments and credits — Add Lines 34 through 40.	41	00

Skip Lines 42–44 if you are not filing an amended return.

AMENDED RETURN	42. Amount paid on original return	42	00	
	43. Overpayment as shown (or adjusted) on original return	43	00	
	INDICATE REASON FOR AMENDING.		M M D D Y Y	
	<input type="checkbox"/> A. Federal audit	Enter date of IRS report.		
	<input type="checkbox"/> B. Net operating loss carryback.....	Enter year of loss.		
<input type="checkbox"/> C. Investment tax credit carryback.....	Enter year of credit.			
<input type="checkbox"/> D. Correction other than A, B, or C.....	Enter date of federal amended return, if filed.			
44. Amended Return — total payments and credits. Add Line 42 to Line 41 or subtract Line 43 from Line 41.....	44	00		

REFUND	45. If Line 41, or if amended return, Line 44, is larger than Line 33, enter difference (amount of OVERPAYMENT) here.	45	00
	46. Amount of Line 45 to be applied to your 2017 estimated tax	46	00
	47. Enter the amount of your donation in the trust fund boxes to the right. See instructions for trust fund codes.....	47	00
	<div style="display: flex; justify-content: space-between; font-size: small;"> <div>Children's Trust Fund</div> <div>Veterans Trust Fund</div> <div>Elderly Home Delivered Meals Trust Fund</div> <div>Missouri National Guard Trust Fund</div> <div>Workers' Memorial Fund</div> <div>Childhood Lead Testing Fund</div> <div>Missouri Military Family Relief Fund</div> <div>General Revenue Fund</div> <div>Organ Donor Program Fund</div> <div>Additional Fund Code (See Instr.)</div> <div>Additional Fund Code (See Instr.)</div> </div>		00
	48. Amount of Line 45 to be deposited into a Missouri 529 College Savings Plan (MOST) account. Enter amount from Line E of Form 5632	48	00
49. REFUND - Subtract Lines 46, 47, and 48 from Line 45 and enter here. Sign below and mail return to: Department of Revenue, PO Box 500, Jefferson City, MO 65106-0500.....	49	00	

AMOUNT DUE	50. If Line 33 is larger than Line 41 or Line 44, enter the difference (amount of UNDERPAYMENT) here and go to instructions for Line 51	50	00
	51. Underpayment of estimated tax penalty — Attach Form MO-2210. Enter penalty amount here.	51	00
	52. AMOUNT DUE - Add Lines 50 and 51 and enter here. Sign below and mail return and payment to: Department of Revenue, PO Box 329, Jefferson City, MO 65107-0329. See instructions for Line 52.....	52	00

If you pay by check, you authorize the Department of Revenue to process the check electronically.
Any returned check may be presented again electronically.

Under penalties of perjury, I declare that I have examined this return, including accompanying schedules and statements, and to the best of my knowledge and belief it is true, correct, and complete. Declaration of preparer (other than taxpayer) is based on all information of which he or she has any knowledge. As provided in Chapter 143, RSMo, a penalty of up to \$500 shall be imposed on any individual who files a frivolous return. I also declare under penalties of perjury that I employ no illegal or unauthorized aliens as defined under federal law and that I am not eligible for any tax exemption, credit or abatement if I employ such aliens.

I authorize the Director of Revenue or delegate to discuss my return and attachments with the preparer or any member of the preparer's firm. <input type="checkbox"/> YES <input type="checkbox"/> NO		E-MAIL ADDRESS	PREPARER'S TELEPHONE () - - - -
SIGNATURE	DATE (MMDDYYYY) _ / _ / _ _	PREPARER'S SIGNATURE	FEIN, SSN, OR PTIN
SPOUSE'S SIGNATURE (If filing combined, BOTH must sign)	DAYTIME TELEPHONE () - - - -	PREPARER'S ADDRESS AND ZIP CODE	DATE (MMDDYYYY) _ / _ / _ _



MISSOURI DEPARTMENT OF REVENUE
**INDIVIDUAL INCOME TAX
 ADJUSTMENTS**

2016
 FORM
MO-A

Attachment Sequence No. 1040-01

ATTACH TO FORM MO-1040. ATTACH A COPY OF YOUR FEDERAL RETURN. See information beginning on page 11 to assist you in completing this form.

LAST NAME	FIRST NAME	INITIAL	SOCIAL SECURITY NO.			
SPOUSE'S LAST NAME	FIRST NAME	INITIAL	SPOUSE'S SOCIAL SECURITY NO.			

PART 1 — MISSOURI MODIFICATIONS TO FEDERAL ADJUSTED GROSS INCOME (SEE PAGE 11).

ADDITIONS	Y - YOURSELF		S - SPOUSE	
	Y	00	S	00
1. Interest on state and local obligations other than Missouri source	1Y	00	1S	00
2. <input type="checkbox"/> Partnership; <input type="checkbox"/> Fiduciary; <input type="checkbox"/> S corporation; <input type="checkbox"/> Net Operating Loss (Carryback/Carryforward); <input type="checkbox"/> Other (description) _____	2Y	00	2S	00
3. Nonqualified distribution received from a qualified 529 plan (higher education savings program) not used for qualified higher education expenses	3Y	00	3S	00
4. Food Pantry contributions included on Federal Schedule A	4Y	00	4S	00
5. Nonresident Property Tax	5Y	00	5S	00
6. Nonqualified distribution received from a qualified Achieving a Better Life Experience Program (ABLE) not used for qualified expenses	6Y	00	6S	00
7. TOTAL ADDITIONS — Add Lines 1 through 6. Enter here and on Form MO-1040, Line 2.....	7Y	00	7S	00
SUBTRACTIONS				
8. Interest from exempt federal obligations included in federal adjusted gross income (reduced by related expenses if expenses were over \$500). Attach a detailed list or all Federal Forms 1099 ...	8Y	00	8S	00
9. Any state income tax refund included in federal adjusted gross income	9Y	00	9S	00
10. <input type="checkbox"/> Partnership; <input type="checkbox"/> Fiduciary; <input type="checkbox"/> S corporation; <input type="checkbox"/> Railroad retirement benefits; <input type="checkbox"/> Net Operating Loss; <input type="checkbox"/> Military (nonresident); <input type="checkbox"/> Build America and Recovery Zone Bond Interest <input type="checkbox"/> Combat pay included in federal adjusted gross income; <input type="checkbox"/> MO Public-Private Transportation Act <input type="checkbox"/> Other (description) _____ Attach supporting documentation	10Y	00	10S	00
11. Exempt contributions made to a qualified 529 plan (higher education savings program)	11Y	00	11S	00
12. Qualified Health Insurance Premiums. Attach supporting documentation	12Y	00	12S	00
13. Missouri depreciation adjustment (Section 143.121, RSMo) <input type="checkbox"/> Sold or disposed property previously taken as addition modification.....	13Y	00	13S	00
14. Home Energy Audit Expenses	14Y	00	14S	00
15. Exempt contributions made to a qualified Achieving a Better Life Experience Program (ABLE)	15Y	00	15S	00
16. Agriculture Disaster Relief	16Y	00	16S	00
17. TOTAL SUBTRACTIONS — Add Lines 8 through 16. Enter here and on Form MO-1040, Line 4.	17Y	00	17S	00

PART 2 — MISSOURI ITEMIZED DEDUCTIONS — Complete this section only if you itemize deductions on your federal return. Attach a copy of your Federal Form 1040 (pages 1 and 2) and Federal Schedule A.

1. Total federal itemized deductions from Federal Form 1040, Line 40.....	1	00
2. 2016 Social security tax — (Yourself)	2	00
3. 2016 Social security tax — (Spouse)	3	00
4. 2016 Railroad retirement tax — Tier I and Tier II (Yourself)	4	00
5. 2016 Railroad retirement tax — Tier I and Tier II (Spouse)	5	00
6. 2016 Medicare tax — Yourself and Spouse. See instructions on Page 35.....	6	00
7. 2016 Self-employment tax - See instructions on Page 35	7	00
8. TOTAL — Add Lines 1 through 7.....	8	00
9. State and local income taxes — from Federal Schedule A, Line 5 or see the worksheet below.	9	00
10. Earnings taxes included in Line 9	10	00
11. Net state income taxes — Subtract Line 10 from Line 9 or enter Line 8 from worksheet below.....	11	00
12. MISSOURI ITEMIZED DEDUCTIONS — Subtract Line 11 from Line 8. Enter here and on Form MO-1040, Line 14.....	12	00

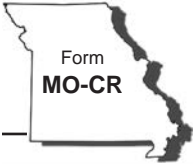
Worksheet For Part 2 - Net State Income Taxes, Line 11

Complete this worksheet only if your federal adjusted gross income from federal Form 1040, Line 37 is more than \$311,300 if married filing combined or qualifying widow(er), \$285,350 if head of household, \$259,400 if single or claimed as a dependent, or \$155,650 if married filing separate. If your federal adjusted gross income is less than or equal to these amounts, do not complete this worksheet. Attach a copy of your Federal Itemized Deduction Worksheet (Page A-13 of Federal Schedule A instructions).

1. Enter amount from Federal Itemized Deduction Worksheet, Line 3 (See page A-13 of Federal Schedule A instructions.) If \$0 or less, enter "0".....	1	00
2. Enter amount from Federal Itemized Deduction Worksheet, Line 9 (See Federal Schedule A instructions.).....	2	00
3. State and local income taxes from Federal Form 1040, Schedule A, Line 5	3	00
4. Earnings taxes included on Federal Form 1040, Schedule A, Line 5	4	00
5. Subtract Line 4 from Line 3.....	5	00
6. Divide Line 5 by Line 1.....	6	%
7. Multiply Line 2 by Line 6.....	7	00
8. Subtract Line 7 from Line 5. Enter here and on Form MO-A, Part 2, Line 11.....	8	00

PART 3 - PENSION AND SOCIAL SECURITY/SOCIAL SECURITY DISABILITY/MILITARY EXEMPTION

SECTION A		PUBLIC PENSION CALCULATION — Pensions received from any federal, state, or local government.				
SECTION A	1. Missouri adjusted gross income from Form MO-1040, Line 6	1			00	
	2. Taxable social security benefits from Federal Form 1040A, Line 14b or Federal Form 1040, Line 20b	2			00	
	3. Subtract Line 2 from Line 1	3			00	
	4. Select the appropriate filing status and enter amount on Line 4. Married filing combined - \$100,000; Single, Head of Household, Married Filing Separate, and Qualifying Widow(er) - \$85,000	4			00	
	5. Subtract Line 4 from Line 3 and enter on Line 5. If Line 4 is greater than Line 3, enter \$0	5			00	
			Y - YOURSELF		S - SPOUSE	
	6. Taxable pension for each spouse from public sources from Federal Form 1040A, Line 12b or 1040, Line 16b	6Y		00	6S	00
	7. Amount from Line 6 or \$36,976 (maximum social security benefit), whichever is less	7Y		00	7S	00
	8. If you received taxable social security complete Lines 1 through 8 of Section C and enter the amount(s) from Line(s) 6Y and 6S. See instructions if Line 3 of Section C is more than \$0	8Y		00	8S	00
	9. Subtract Line 8 from Line 7. If Line 8 is greater than Line 7, enter \$0	9Y		00	9S	00
	10. Add amounts on Lines 9Y and 9S	10				00
11. Total public pension , subtract Line 5 from Line 10. If Line 5 is greater than Line 10, enter \$0	11				00	
SECTION B		PRIVATE PENSION CALCULATION — Annuities, pensions, IRAs, and 401(k) plans funded by a private source.				
SECTION B	1. Missouri adjusted gross income from Form MO-1040, Line 6	1			00	
	2. Taxable social security benefits from Federal Form 1040A, Line 14b or Federal Form 1040, Line 20b	2			00	
	3. Subtract Line 2 from Line 1	3			00	
	4. Select the appropriate filing status and enter the amount on Line 4: Married filing combined: \$32,000; Single, Head of Household and Qualifying Widow(er): \$25,000; Married Filing Separate: \$16,000	4			00	
	5. Subtract Line 4 from Line 3. If Line 4 is greater than Line 3, enter \$0	5			00	
			Y - YOURSELF		S - SPOUSE	
	6. Taxable pension for each spouse from private sources from Federal Form 1040A, Lines 11b and 12b, or Federal Form 1040, Lines 15b and 16b.	6Y		00	6S	00
	7. Amounts from Line 6Y and 6S or \$6,000, whichever is less	7Y		00	7S	00
	8. Add Lines 7Y and 7S	8				00
9. Total private pension , subtract Line 5 from Line 8. If Line 5 is greater than Line 8, enter \$0	9				00	
SECTION C		SOCIAL SECURITY OR SOCIAL SECURITY DISABILITY CALCULATION — To be eligible for social security deduction you must be 62 years of age by December 31 and have marked the 62 and older box on page 1 of Form MO-1040. Age limit does not apply to social security disability deduction.				
SECTION C	1. Missouri adjusted gross income from Form MO-1040, Line 6	1			00	
	2. Select the appropriate filing status and enter the amount on Line 2. Married filing combined - \$100,000 Single, Head of Household, Married Filing Separate, and Qualifying Widow(er) - \$85,000	2			00	
	3. Subtract Line 2 from Line 1 and enter on Line 3. If Line 2 is greater than Line 1, enter \$0	3			00	
			Y - YOURSELF		S - SPOUSE	
	4. Taxable social security benefits for each spouse from Federal Form 1040A, Line 14b or Federal Form 1040, Line 20b	4Y		00	4S	00
	5. Taxable social security disability benefits for each spouse from Federal Form 1040A, Line 14b or 1040, Line 20b.	5Y		00	5S	00
	6. Amount from Line(s) 4Y or 5Y, and 4S or 5S	6Y		00	6S	00
	7. Add Lines 6Y and 6S	7				00
8. Total social security/social security disability , subtract Line 3 from Line 7. If Line 3 is greater than Line 7, enter \$0	8				00	
SECTION D		MILITARY PENSION CALCULATION				
SECTION D	1. Military retirement benefits included on Federal Form 1040A, Line 12b or Federal Form 1040, Line 16b	1			00	
	2. Taxable public pension from Federal Form 1040A, Line 12b or Federal Form 1040, Line 16b	2			00	
	3. Divide Line 1 by Line 2 (Round to whole number)	3			%	
	4. Multiply Line 3 by Line 11 of Section A. If you are not claiming a public pension exemption, enter \$0	4			00	
	5. Total military pension , subtract Line 4 from Line 1	5			00	
SECTION E		TOTAL PENSION AND SOCIAL SECURITY/SOCIAL SECURITY DISABILITY/MILITARY EXEMPTION				
SECTION E	Add Line 11 (Section A), Line 9 (Section B), Line 8 (Section C), and Line 5 (Section D). Enter total amount here and on Form MO-1040, Line 8.			TOTAL EXEMPTION	00	



Missouri Department of Revenue
**2016 Credit for Income Taxes Paid To Other States
 or Political Subdivisions**

Attachment Sequence No. 1040-03

Complete this form if you or your spouse have income from another state or political subdivision. If you had multiple credits, complete a separate form for each state or political subdivision.

- Attach a copy of all income tax returns for each state or political subdivision.
- Attach Form MO-CR to Form MO-1040.

Name	<input type="text"/>	Social Security Number	<input type="text"/>	<input type="text"/>	<input type="text"/>	<input type="text"/>	<input type="text"/>
Spouse's Name	<input type="text"/>	Spouse's Social Security Number	<input type="text"/>	<input type="text"/>	<input type="text"/>	<input type="text"/>	<input type="text"/>

Y - Yourself

S - Spouse

1. Claimant's total adjusted gross income (Form MO-1040, Line 5Y and Line 5S)	<input type="text"/>	.00	<input type="text"/>	.00
2. Claimant's Missouri income tax (Form MO-1040, Line 27Y and Line 27S).	<input type="text"/>	.00	<input type="text"/>	.00

Use two letter abbreviation for state or name of political subdivision.

See table on back for the two letter abbreviation,

or enter the name of the political subdivision here _____

State of:

State of:

3. Wages and commissions	<input type="text"/>	.00	<input type="text"/>	.00
4. Other income (Describe nature _____)	<input type="text"/>	.00	<input type="text"/>	.00
5. Total - Add Lines 3 and 4	<input type="text"/>	.00	<input type="text"/>	.00
6. Less, related adjustments (from Federal Form 1040A, Line 20, or Federal Form 1040, Line 36)	<input type="text"/>	.00	<input type="text"/>	.00
7. Net amounts - Subtract Line 6 from Line 5	<input type="text"/>	.00	<input type="text"/>	.00
8. Percentage of your income taxed - Divide Line 7 by Line 1	<input type="text"/>	%	<input type="text"/>	%
9. Maximum credit - Multiply Line 2 by percentage on Line 8	<input type="text"/>	.00	<input type="text"/>	.00
10. Income tax you paid to another state or political subdivision. This is not tax withheld. The income tax is reduced by all credits, except withholding and estimated tax.	<input type="text"/>	.00	<input type="text"/>	.00
11. Credit - Enter the smaller amount of Line 9 or Line 10 here and on Form MO-1040, Line 28Y or Line 28S. If you have multiple credits, add the amounts on Line 11 from each Form MO-CR before entering on Form MO-1040	<input type="text"/>	.00	<input type="text"/>	.00



Complete this form if you are a Missouri resident, resident estate, or resident trust with income from another state(s). A part-year resident may elect to use this form to determine his or her tax as if he or she were a resident for the entire taxable year. If you pay tax to more than one state, you must complete a separate Form MO-CR for each state.

Before you begin:

- Complete your Missouri return, Form MO-1040 (Lines 1–27).
- Complete the other state's return(s) to determine the amount of income tax you paid to the other state(s).

Line 1 - Enter the amount from Form MO-1040, Line 5Y and 5S.

Line 2 - Enter the amount from Form MO-1040, Line 27Y and 27S.

Lines 3 and 4 - Enter the total amount of wages, commissions, and other income you or your spouse received from the other state(s), as reported on the other state(s) return.

Line 5 - Add Lines 3 and 4; enter the total on Line 5.

Line 6 - Enter any federal adjustments from:
 Federal Form 1040.....Line 36
 Federal Form 1040A.....Line 20

Line 7 - Subtract Line 6 from Line 5. Enter the difference on Line 7.

Line 8 - Divide Line 7 by Line 1. If greater than 100 percent, enter 100 percent. Round in whole percent, such as 91 percent instead of 90.5 percent. If percentage is less than 0.5 percent, use exact percentage. Enter percentage on Line 8.

Line 9 - Multiply Line 2 by percentage on Line 8. Enter amount on Line 9.

Line 10 - Enter your income tax liability as reported on the other state(s) income tax return. This is not income tax withheld. The income tax entered must be reduced by all credits, except withholding and estimated tax. If both you and your spouse paid income tax to the other state(s), each must claim his or her own portion of the tax liability.

Line 11 - Enter the smaller amount from Form MO-CR, Line 9 or Line 10. This is your Missouri resident credit. Enter the amount on Form MO-1040, Line 28Y and 28S. (If you have multiple credits, add the amounts on Line 11 from each MO-CR). Your total credit cannot exceed the tax paid or the percent of tax due to Missouri on that part of your income.

Two Letter Abbreviations for States

AL - Alabama	GA - Georgia	MD - Maryland	NM - New Mexico	SD - South Dakota
AK - Alaska	HI - Hawaii	MA - Massachusetts	NY - New York	TN - Tennessee
AZ - Arizona	ID - Idaho	MI - Michigan	NC - North Carolina	TX - Texas
AR - Arkansas	IL - Illinois	MN - Minnesota	ND - North Dakota	UT - Utah
CA - California	IN - Indiana	MS - Mississippi	OH - Ohio	VT - Vermont
CO - Colorado	IA - Iowa	MT - Montana	OK - Oklahoma	VA - Virginia
CT - Connecticut	KS - Kansas	NE - Nebraska	OR - Oregon	WA - Washington
DC - District of Columbia	KY - Kentucky	NV - Nevada	PA - Pennsylvania	WV - West Virginia
DE - Delaware	LA - Louisiana	NH - New Hampshire	RI - Rhode Island	WI - Wisconsin
FL - Florida	ME - Maine	NJ - New Jersey	SC - South Carolina	WY - Wyoming



1600000001



MISSOURI DEPARTMENT OF REVENUE
MISSOURI INCOME PERCENTAGE

2016
FORM
MO-NRI

Attachment Sequence No. 1040-04
Attach Federal Return. See Instructions and Diagram on page 2 of Form MO-NRI.

PART A — RESIDENT/NONRESIDENT STATUS — Check your status in the appropriate box below.

NAME (YOURSELF)		NAME (SPOUSE)													
ADDRESS		ADDRESS													
CITY, STATE, ZIP CODE	SOCIAL SECURITY NUMBER	CITY, STATE, ZIP CODE	SOCIAL SECURITY NUMBER												
<input type="checkbox"/> 1. NONRESIDENT OF MISSOURI What was your state of residence during 2016? _____		<input type="checkbox"/> 1. NONRESIDENT OF MISSOURI What was your state of residence during 2016? _____													
<input type="checkbox"/> 2. PART-YEAR MISSOURI RESIDENT <table border="1" style="width:100%; border-collapse: collapse;"> <tr> <td>a. Indicate the date you were a Missouri resident in 2016.</td> <td>Date From:</td> <td>Date To:</td> </tr> <tr> <td>b. Indicate other state of residence and date you resided there.</td> <td>Date From:</td> <td>Date To:</td> </tr> </table>		a. Indicate the date you were a Missouri resident in 2016.	Date From:	Date To:	b. Indicate other state of residence and date you resided there.	Date From:	Date To:	<input type="checkbox"/> 2. PART-YEAR MISSOURI RESIDENT <table border="1" style="width:100%; border-collapse: collapse;"> <tr> <td>a. Indicate the date you were a Missouri resident in 2016.</td> <td>Date From:</td> <td>Date To:</td> </tr> <tr> <td>b. Indicate other state of residence and date you resided there.</td> <td>Date From:</td> <td>Date To:</td> </tr> </table>		a. Indicate the date you were a Missouri resident in 2016.	Date From:	Date To:	b. Indicate other state of residence and date you resided there.	Date From:	Date To:
a. Indicate the date you were a Missouri resident in 2016.	Date From:	Date To:													
b. Indicate other state of residence and date you resided there.	Date From:	Date To:													
a. Indicate the date you were a Missouri resident in 2016.	Date From:	Date To:													
b. Indicate other state of residence and date you resided there.	Date From:	Date To:													

Based on the **Military Spouse's Residency Relief Act**, if you are the spouse of a military servicemember residing outside of Missouri solely because your spouse is there on military orders, and Missouri is your state of residence, any income you earn is taxable to Missouri. **Do not complete Form MO-NRI.** You must report 100% on Line 29 of MO-1040.

<input type="checkbox"/> 3. MILITARY/NONRESIDENT TAX STATUS — Indicate your tax status below and complete Part C—Missouri Income Percentage. a. Missouri Home of Record <input type="checkbox"/> I did not at any time during the 2016 tax year maintain a permanent place of abode in Missouri nor did I spend more than 30 days in Missouri during the year. I did maintain a permanent place of abode in the state of _____. b. Non-Missouri Home of Record <input type="checkbox"/> I resided in Missouri during 2016 solely because my spouse or I was stationed at _____ on military orders, my home of record is in the state of _____.	<input type="checkbox"/> 3. MILITARY/NONRESIDENT TAX STATUS — Indicate your tax status below and complete Part C—Missouri Income Percentage. a. Missouri Home of Record <input type="checkbox"/> I did not at any time during the 2016 tax year maintain a permanent place of abode in Missouri nor did I spend more than 30 days in Missouri during the year. I did maintain a permanent place of abode in the state of _____. b. Non-Missouri Home of Record <input type="checkbox"/> I resided in Missouri during 2016 solely because my spouse or I was stationed at _____ on military orders, my home of record is in the state of _____.
---	---

PART B — WORKSHEET FOR MISSOURI SOURCE INCOME

ADJUSTED GROSS INCOME COMPUTATIONS	FEDERAL FORM 1040A LINE NO.	FEDERAL FORM 1040 LINE NO.	YOURSELF OR ONE INCOME FILER		SPOUSE (ON A COMBINED RETURN)	
			MISSOURI SOURCES		MISSOURI SOURCES	
A. Wages, salaries, tips, etc.....	7	7	A	00	A	00
B. Taxable interest income.....	8a	8a	B	00	B	00
C. Dividend income.....	9a	9a	C	00	C	00
D. State and local income tax refunds.....	none	10	D	00	D	00
E. Alimony received.....	none	11	E	00	E	00
F. Business income or (loss).....	none	12	F	00	F	00
G. Capital gain or (loss).....	10	13	G	00	G	00
H. Other gains or (losses).....	none	14	H	00	H	00
I. Taxable IRA distributions.....	11b	15b	I	00	I	00
J. Taxable pensions and annuities.....	12b	16b	J	00	J	00
K. Rents, royalties, partnerships, S corporations, trusts, etc.....	none	17	K	00	K	00
L. Farm income or (loss).....	none	18	L	00	L	00
M. Unemployment compensation.....	13	19	M	00	M	00
N. Taxable social security benefits.....	14b	20b	N	00	N	00
O. Other income.....	none	21	O	00	O	00
P. Total — Add Lines A through O.....	15	22	P	00	P	00
Q. Less: federal adjustments to income.....	20	36	Q	00	Q	00
R. SUBTOTAL (Line P – Line Q) If no modifications to income, STOP and ENTER this amount on reverse side, Part C, Line 1.	21	37	R	00	R	00
S. Missouri modifications — additions to federal adjusted gross income (Missouri source from Form MO-1040, Line 2).....			S	00	S	00
T. Missouri modifications — subtractions from federal adjusted gross income (Missouri source from Form MO-1040, Line 4).....			T	00	T	00
U. MISSOURI INCOME (Missouri sources). Line R plus Line S, minus Line T. Enter this amount on reverse side, Part C, Line 1.			U	00	U	00

PART C — MISSOURI INCOME PERCENTAGE

	Yourself or One Income Filer		Spouse (on a Combined Return)	
1. Missouri income — Enter wages, salaries, etc. from Missouri. (You must file a Missouri return if the amount on this line is more than \$600.)	1	00	1	00
2. Taxpayer's total adjusted gross income (from Form MO-1040, Lines 5Y and 5S or from your federal form if you are a military nonresident and you are not required to file a Missouri return).	2	00	2	00
3. MISSOURI INCOME PERCENTAGE (divide Line 1 by Line 2). If greater than 100%, enter 100%. (Round to a whole percent such as 91% instead of 90.5% and 90% instead of 90.4%. However, if percentage is less than 0.5%, use the exact percentage.) Enter percentage here and on Form MO-1040, Lines 29Y and 29S.	3	%	3	%

INSTRUCTIONS

PART A, LINE 1: NONRESIDENTS OF MISSOURI — If you are a Missouri nonresident and had Missouri source income, complete Part A, Line 1, Part B, and Part C. Attach a copy of your federal return and this form to your Missouri return.

PART A, LINE 2: PART-YEAR RESIDENT — If you were a Missouri part-year resident with Missouri source income and income from another state; you may use Form MO-NRI or Form MO-CR, whichever is to your benefit. When using Form MO-NRI, complete Part A, Line 2, Part B, and Part C. Missouri source income includes any income (pensions, annuities, etc.) that you received while living in Missouri. Attach a copy of your federal return and this form to your Missouri return.

PART A, LINE 3: MILITARY NONRESIDENT TAX STATUS —

MISSOURI HOME OF RECORD — If you have a Missouri home of record and you:

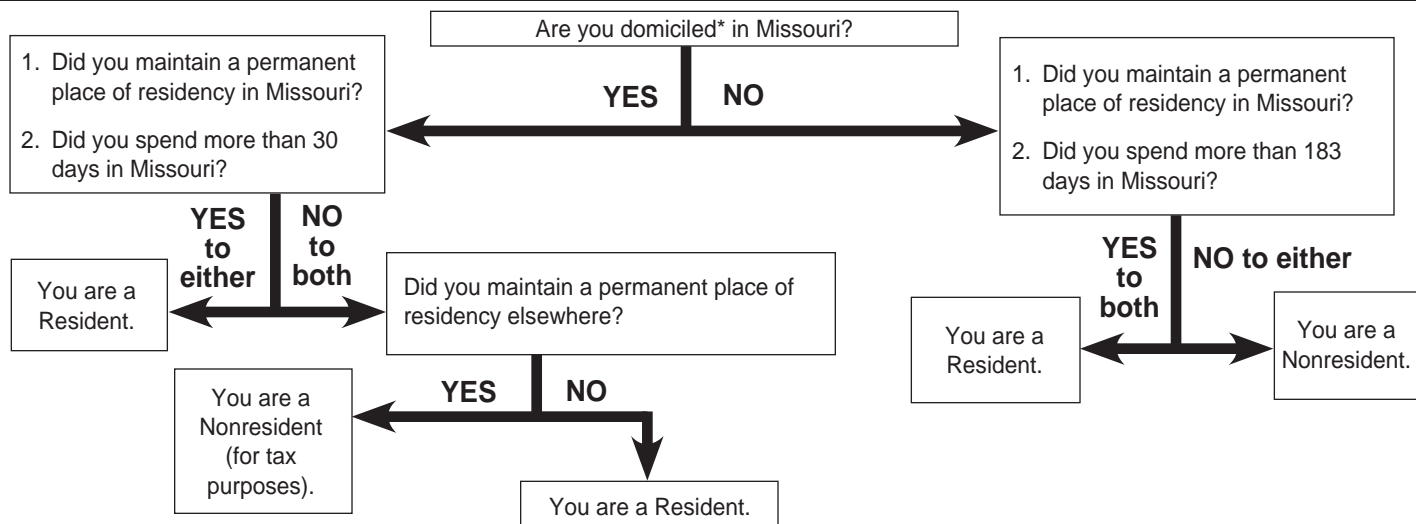
- a) Did not have any Missouri income other than military income, were not in Missouri for more than 30 days, did not maintain a home in Missouri during the year, but did maintain living quarters elsewhere, you qualify as a nonresident for tax purposes. Complete Part A, Line 3 and enter "0" on Part C, Line 1.
- b) Did have Missouri income other than military income, were in Missouri for more than 30 days or maintained a home in Missouri during the year, you cannot use this form. You must file Form MO-1040 because 100 percent of your income is taxable, including your military income. **Do not complete this form.**
- c) Did not have Missouri income other than military income but spent more than 30 days in Missouri or maintained a home in Missouri during the year, you must file Form MO-1040 because 100 percent of your income is taxable, including your military income. **Do not complete this form.**
- d) Are married to a Missouri resident, who is not in the military, but lives with you outside of Missouri on military orders, you may use Form MO-NRI to calculate your Missouri income percentage. However, any income earned by your spouse is taxable to Missouri. Your spouse is not eligible to complete Form MO-NRI.

MILITARY NONRESIDENT STATIONED IN MISSOURI — If you are a military nonresident, stationed in Missouri and you:

- a) **Earned non-military income while in Missouri**, you must file Form MO-1040. Complete Part A, Line 3, Part B and Part C. The nonresident military pay should be subtracted from your federal adjusted gross income using Form MO-A, Part 1, Line 10, as a "Military (nonresident) Subtraction".
- b) **Only had military income while in Missouri, you may complete a No Return Required-Military Online Form at the following address:** <http://dor.mo.gov/personal/individual/>.

NOTE: IF YOU FILE A JOINT FEDERAL RETURN, YOU MUST FILE A COMBINED MISSOURI RETURN (REGARDLESS OF WHOM EARNED THE INCOME). COMPLETE EACH COLUMN OF PART B AND PART C OF THIS FORM. DO NOT COMBINE INCOMES FOR YOU AND YOUR SPOUSE.

Use this diagram to determine if you or your spouse are a RESIDENT OR NONRESIDENT



*Domicile (Home of Record) — The place an individual intends to be his or her permanent home; a place that he or she intends to return whenever absent. A domicile, once established, continues until the individual moves to a new location with the true intention of making his or her permanent home there. An individual can only have one domicile at a time.

Under penalties of perjury, I declare that I have examined this form and to the best of my knowledge and belief it is true, correct, and complete. Declaration of preparer (other than taxpayer) is based on all information of which he/she has any knowledge. As provided in Chapter 143, RSMo, a penalty of up to \$500 shall be imposed on any individual who files a frivolous return.

SIGNATURE	DATE	SPOUSE'S SIGNATURE	DATE
-----------	------	--------------------	------



MISSOURI DEPARTMENT OF REVENUE
HOME ENERGY AUDIT EXPENSE

2016
FORM
MO-HEA

NAME OF TAXPAYER			
ADDRESS	CITY	STATE	ZIP

QUALIFICATIONS

Any taxpayer who paid an individual certified by the Division of Energy to complete a home energy audit may deduct 100% of the costs incurred for the audit and the implementation of any energy efficiency recommendations made by the auditor. The subtraction may not exceed \$1,000, for a single taxpayer or \$2,000 for taxpayers filing combined returns. To qualify for the subtraction, you must have incurred expenses in the taxable year you are filing a claim, and the expenses incurred must not have been excluded from your federal adjusted gross income or reimbursed through any other state or federal program.

INSTRUCTIONS - IN THE SPACES PROVIDED BELOW:

- Report the name of the auditor who conducted the audit
- Report the auditor's certification number
- Summarize each of the auditor's recommendations
- Enter the amount paid for the audit on Line A
- Enter the total amount paid to implement the energy efficiency recommendations on Line B
- Enter the total amount paid for the audit and any implemented recommendations on Line C
- Attach applicable receipts
- Attach completed MO-HEA and receipts to Form MO-1040

NAME OF AUDITOR	AUDITOR CERTIFICATION NUMBER
-----------------	------------------------------

SUMMARY OF RECOMMENDATIONS

1.
2.
3.
4.
5.

A. Amount paid for audit	A.		00
B. Amount paid to implement recommendations	B.		00
C. Total Paid - Add Lines A and B and enter here. Enter on Line C or \$1,000, whichever is less, on Line 14 of Form MO-A. If you are filing a combined return, you may split the amount reported on Line 14 between both taxpayers (not to exceed \$2,000).....	C.		00
D. Enter \$1,000 if a single filer or \$2,000 if filing a combined return	D.		00
E. Amount from Line C or Line D, whichever is less. Enter here and on Form MO-A, Line 14 If you are filing a combined return, you may split the amount reported on Line 14 between both spouses.....	E.		00

Form MO-HEA (Revised 12-2016)

2016 TAX CHART

If Missouri taxable income from Form MO-1040, Line 26, is less than \$9,000, use the chart to figure tax;
if more than \$9,000, use worksheet below or use the online tax calculator at <http://dor.mo.gov/personal/individual/>.

If the Missouri taxable income is:	The tax is:
\$0 to \$99	\$0
At least \$100 but not over \$1,000	1½% of the Missouri taxable income
Over \$1,000 but not over \$2,000	\$15 plus 2% of excess over \$1,000
Over \$2,000 but not over \$3,000	\$35 plus 2½% of excess over \$2,000
Over \$3,000 but not over \$4,000	\$60 plus 3% of excess over \$3,000
Over \$4,000 but not over \$5,000	\$90 plus 3½% of excess over \$4,000
Over \$5,000 but not over \$6,000	\$125 plus 4% of excess over \$5,000
Over \$6,000 but not over \$7,000	\$165 plus 4½% of excess over \$6,000
Over \$7,000 but not over \$8,000	\$210 plus 5% of excess over \$7,000
Over \$8,000 but not over \$9,000	\$260 plus 5½% of excess over \$8,000
Over \$9,000	\$315 plus 6% of excess over \$9,000

**FIGURING TAX
ON \$9,000 OR LESS**

Example: If Line 26 is \$3,090, the tax would be computed as follows: \$60 + \$2.70 (3% of \$90) = \$62.70. The whole dollar amount to enter on Line 27 would be \$63.

FIGURING TAX OVER \$9,000		<u>Yourselves</u>	<u>Spouse</u>	<u>Example</u>	<p>If more than \$9,000, tax is \$315 PLUS 6% of excess over \$9,000.</p> <p>Round to nearest whole dollar and enter on Form MO-1040, Line 27.</p>
	Missouri taxable income (Line 26)	\$	\$	\$ 12,000	
	Subtract \$9,000	-	-	\$ 9,000	
	Difference	=	=	\$ 3,000	
	Multiply by 6%	x	x	6%	
	Tax on income over \$9,000	=	=	\$ 180	
	Add \$315 (tax on first \$9,000)	+	+	\$ 315	
	TOTAL MISSOURI TAX	=	=	\$ 495	

A separate tax must be computed for you and your spouse.

QUALIFIED HEALTH INSURANCE PREMIUMS WORKSHEET FOR MO-A, LINE 12

Complete this worksheet and attach it, along with proof of premiums paid, to Form MO-1040 if you included health insurance premiums paid as an itemized deduction or had health insurance premiums withheld from your social security benefits.

If you had premiums withheld from your social security benefits, complete Lines 1 through 4 to determine your taxable percentage of social security income and the corresponding taxable portion of your health insurance premiums included in your taxable income.

1. Enter the amount from Federal Form 1040A, Line 14a, or Federal Form 1040, Line 20a. If \$0, skip to Line 6 and enter your total health insurance premiums paid. 1. _____
2. Enter amount from Federal Form 1040A, Line 14b or Federal Form 1040, Line 20b. 2. _____
3. Divide Line 2 by Line 1. 3. _____ %
4. Enter the health insurance premiums withheld from your social security income. 4Y. _____ 4S. _____

Yourself	Spouse
5Y. _____	5S. _____
6Y. _____	6S. _____
7Y. _____	7S. _____
8Y. _____	
9Y. _____ %	9S. _____ %
5. Multiply the amounts on Line 4Y and 4S by the percentage on Line 3. 5Y. _____ 5S. _____
6. Enter the total of all other health insurance premiums paid, which were not included on 4Y or 4S. 6Y. _____ 6S. _____
7. Add the amounts from Lines 5 and 6. 7Y. _____ 7S. _____
8. Add the amounts from Lines 7Y and 7S. 8Y. _____
9. Divide Line 7Y and 7S by the total found on Line 8. If you itemized on your federal return and your federal itemized deductions included health insurance premiums as medical expenses, go to Line 10. If not, go to Line 15. 9Y. _____ % 9S. _____ %
10. Enter the amount from Federal Schedule A, Line 1. 10. _____
11. Enter the amount from Federal Schedule A, Line 4. 11. _____
12. Divide Line 11 by Line 10 (round to full percent). 12. _____ %
13. Multiply Line 8 by percent on Line 12. 13. _____
14. Subtract Line 13 from Line 8. 14. _____
15. Enter your federal taxable income from Federal Form 1040A, Line 27, or Federal Form 1040, Line 43. 15. _____
16. If you itemized on your federal return and completed Lines 10 through 14 above, enter the amount from Line 14 or Line 15, whichever is less. If not, enter the amount from Line 8 or Line 15, whichever is less. 16. _____
17. Multiply Line 16 by the percentage on Line 9Y and Line 9S. Enter the amounts on Line 17Y and 17S of this worksheet on Line 12 of Form MO-A. 17Y. _____ 17S. _____



MISSOURI DEPARTMENT OF REVENUE
PROPERTY TAX CREDIT SCHEDULE

2016 FORM MO-PTS	Attachment Sequence No. 1040-07 and 1040P-01

THIS FORM MUST BE ATTACHED TO FORM MO-1040 OR FORM MO-1040P.

NAME	LAST NAME	FIRST NAME	INITIAL	BIRTHDATE (MM/DD/YYYY)	SOCIAL SECURITY NO.
	SPOUSE'S LAST NAME	FIRST NAME	INITIAL	BIRTHDATE (MM/DD/YYYY)	SPOUSE'S SOCIAL SECURITY NO.

QUALIFICATIONS You must check a qualification to be eligible for a credit. Check only one. Copies of letters, forms, etc., must be included with claim.

A. 65 years of age or older (You must be a full year resident. Attach a copy of Form SSA-1099.)

B. 100% Disabled Veteran as a result of military service (Attach a copy of the letter from Department of Veterans Affairs.)

C. 100% Disabled (Attach a copy of the letter from Social Security Administration or Form SSA-1099.)

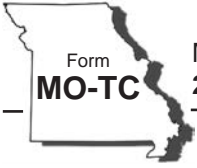
D. 60 years of age or older and received surviving spouse benefits (Attach a copy of Form SSA-1099.)

FILING STATUS Single Married — Filing Combined Married — Living Separate for Entire Year **If married filing combined, you must report both incomes.**

Failure to provide the attachments listed below (rent receipt(s), tax receipt(s), Forms 1099, W-2, etc.) will result in denial or delay of your claim.

1. Enter the amount of income from Form MO-1040, Line 6, or Form MO-1040P, Line 4.....	1		00
2. Enter the amount of nontaxable social security benefits received by you, your spouse, and your minor children before any deductions and the amount of social security equivalent railroad retirement benefits. ATTACH a copy of Form(s) SSA-1099, RRB-1099, or SSI statement.	2		00
3. Enter the total amount of pensions, annuities, dividends, rental income, or interest income not included in Line 1. Include tax exempt interest from Form MO-A, Part 1, Line 8 (if filing Form MO-1040). ATTACH Forms W-2, 1099, 1099-R, 1099-DIV, 1099-INT, 1099-MISC, etc.	3		00
4. Enter the amount of railroad retirement benefits (not included in Line 2) before any deductions. ATTACH Form RRB-1099-R (Tier II). If filing Form MO-1040, refer to Form MO-A, Part 1, Line 10.	4		00
5. Enter the amount of veterans payments or benefits before any deductions. ATTACH letter from Veterans Affairs.	5		00
6. Enter the total amount received by you, your spouse, and your minor children from: public assistance, SSI, child support, or Temporary Assistance payments (TA and TANF). ATTACH a copy of Forms SSA-1099, a letter from the Social Security Administration and Social Services that includes the total amount of assistance received and Employment Security 1099, if applicable.	6		00
7. Enter the amount of nonbusiness loss(es). You must include nonbusiness loss(es) in your household income (as a positive amount) here. (Include capital loss from Federal Form 1040, Line 13.)	7		00
8. TOTAL household income — Add Lines 1 through 7. Enter total here.....	8		00
9. MARK THE BOX THAT APPLIES and enter the appropriate amount. <input type="checkbox"/> a. Enter \$0 if Single or Married Living Separate ; If Married and Filing Combined ; <input type="checkbox"/> b. Enter \$2,000 if you rented or did not own your home for the entire year; <input type="checkbox"/> c. Enter \$4,000 if you owned and occupied your home for the entire year;.....	9	-	00
10. Net household income — Subtract Line 9 from Line 8 and enter the amount; MARK THE BOX THAT APPLIES . <input type="checkbox"/> a. If you rented or did not own and occupy your home for the entire year , Line 10 cannot exceed \$27,500. If the total is greater than \$27,500, STOP - no credit is allowed. Do not file this claim. <input type="checkbox"/> b. If you owned and occupied your home for the entire year , Line 10 cannot exceed \$30,000. If the total is greater than \$30,000, STOP - no credit is allowed. Do not file this claim.	10		00
11. If you owned your home, enter the total amount of property tax paid for your home, less special assessments, or \$1,100, whichever is less. ATTACH a copy of PAID real estate tax receipt(s). If your home is on more than five acres or you own a mobile home, ATTACH Form 948, Assessor's Certification.	11		00
12. If you rented, enter the total amount from Form(s) MO-CRP, Line 9, or \$750, whichever is less. ATTACH rent receipts or a signed statement from your landlord. NOTE: If you rent from a facility that does not pay property tax, you are not eligible for a Property Tax Credit.	12		00
13. Enter the total of Lines 11 and 12, or \$1,100, whichever is less.....	13		00
14. Apply Lines 10 and 13 to the chart in the instructions for MO-1040, pages 41-43 or MO-1040P, pages 29-31 to figure your Property Tax Credit. You must use the chart to see how much credit you are allowed. Enter this amount on Form MO-1040, Line 40 or Form MO-1040P, Line 20.	14		00

THIS FORM MUST BE ATTACHED TO FORM MO-1040 OR FORM MO-1040P.



Missouri Department of Revenue
2016 Miscellaneous Income Tax Credits

Department Use Only (MM/DD/YY)

Attachment Sequence No. 1040-02 or 1120-03

Name (Last, First)

Spouse's Name (Last, First)

Corporation Name

Missouri Tax I.D. Number

Social Security Number

Spouse's Social Security Number

Charter Number

Federal Employer I.D. Number

- Each credit will apply against your tax liability in the order they appear on the form.
- If you are claiming more than 10 credits, attach additional MO-TC(s).
- If you are claiming a tax credit for both taxpayers on a combined return, both names must be on the certificate.
- If you are a shareholder or partner and claiming a credit, you must attach a copy of the shareholder listing, specifying your percentage of ownership, including the corporation's percentage of ownership, if applicable

	Benefit Number	Alpha Code (3 characters) from back	Credit Name Each credit will apply in the order they appear below	<ul style="list-style-type: none"> • Yourself (one income) • Corporation Income • Fiduciary 		<ul style="list-style-type: none"> • Spouse (on a combined return) 	
				Column 1	Column 2	Column 1	Column 2
1.				00		00	
2.				00		00	
3.				00		00	
4.				00		00	
5.				00		00	
6.				00		00	
7.				00		00	
8.				00		00	
9.				00		00	
10.				00		00	
11. Subtotals - add Lines 1 through 10.				00		00	
12. Enter the amount of the tax liability from Form MO-1040, Line 32Y for yourself and Line 32S for your spouse, or from Form MO-1120, Line 14 plus Line 15 for income or Form MO-1041, Line 18.				00		00	
13. Total Credits - add amounts from Line 11, Columns 1 and 2. (Enter here and on Form MO-1120, Line 17; Form MO-1040, Line 39; or Form MO-1041, Line 19.) Line 13 cannot exceed the amount on Line 12, unless the credit is refundable.				13.		00	

Instructions

- If you are filing an individual income tax return and you have only one income, use Column 1.
- If you are filing a combined return and both you and your spouse have income, use Column 1 for yourself and Column 2 for your spouse.
- If you are filing a fiduciary return, use Column 1.
- If you are filing a corporation income tax return, use Column 1.
- Include a copy of your certificate or form from the issuing agency.

Benefit Number - The number is located on your Certificate of Eligibility Schedule (Certificate).
 Alpha Code - This is the three character code located on the back of the form. Each credit is assigned an alpha code to ensure proper processing of the credit claimed.

I declare under penalties of perjury that I employ no illegal or unauthorized aliens as defined under federal law and that I am not eligible for any tax exemption, credit or abatement if I employ such aliens. I also declare that if I am a business entity, I participate in a federal work authorization program with respect to the employees working in connection with any contracted services and I do not knowingly employ any person who is an unauthorized alien in connection with any contracted services.

Use this form to claim income tax credits on Form MO-1040, MO-1120, or MO-1041. Attach to Form MO-1040, MO-1120, or MO-1041.



16306010001

Form MO-TC (Revised 12-2016)

Miscellaneous tax credits are administered by various agencies. For more information, forms, and approval to claim these credits, contact the following Departments. Visit <http://dor.mo.gov/taxcredit/> for a description of each credit and more contact information for agencies administering each credit.

Missouri Department of Economic Development

P.O. Box 118, Jefferson City, MO 65102-0118
<http://www.ded.mo.gov>

Alpha Code	Name of Credit and Phone Number	Attach to Form MO-TC
AFI	Alternative Fuel Infrastructure — (573) 751-2254	Certificate*
BFC	New or Expanded Business Facility — (573) 526-5417	Schedule 150, Fed. K-1, Form 4354
BJI	Brownfield "Jobs and Investment" — (573) 522-8004	Certificate*
DAL	Distressed Area Land Assemblage — (573) 522-8004	Certificate*
DFH	Dry Fire Hydrant — (573) 751-9048	Certificate*
DPC	Development Tax Credit — (573) 526-3285	Certificate*
EZC	Enterprise Zone — (573) 526-5417	Schedule 250, Fed. K-1, Form 4354
FDA	Family Development Account — (573) 522-2629	Certificate*
FPC	Film Production — (573) 751-9048	Certificate*
HPC	Historic Preservation — (573) 522-8004	Certificate*
ISB	Small Business Investment (Capital) — (573) 526-5417	Certificate*
ICT	Innovation Campus Tax Credit — (573) 751-4539	Certificate*
MQJ	Missouri Quality Jobs — (573) 751-9048	Certificate*
MWC	Missouri Works Credit — (573) 522-9062	Certificate*
NAC	Neighborhood Assistance — (573) 522-2629	Certificate*
NEC	New Enterprise Creation — (573) 751-4539	Certificate*
NEZ	New Enhanced Enterprise Zone — (573) 522-4216	Certificate*
NMC	New Market Tax Credit — (573) 522-8004	Certificate*
RCC	Rebuilding Communities — (573) 526-3285	Certificate*
RCN	Rebuilding Communities and Neighborhood Preservation Act — (573) 522-8004	Certificate*
REC	Qualified Research Expense — (573) 526-0124	Certificate*
RTC	Remediation — (573) 522-8004	Certificate*
SBG	Small Business Guaranty Fees — (573) 751-9048	Certificate*
SBI	Small Business Incubator — (573) 526-6708	Certificate*
SEC	Sporting Event Credit — (573) 522-8006	Certificate*
SPC	Sporting Contribution Credit — (573) 522-8006	Certificate*
TDC	Transportation Development — (573) 522-2629	Certificate*
WEC	Processed Wood Energy — (573) 751-2254	Certificate*
WGC	Wine and Grape Production — (573) 751-9048	Certificate*
YOC	Youth Opportunities — (573) 522-2629	Certificate*

Missouri Development Finance Board

P.O. Box 567, Jefferson City, MO 65102-0567
<http://www.mdfb.org> • (573) 751-8479

Alpha Code	Name of Credit	Attach to Form MO-TC
BEC	Bond Enhancement	Certificate*
BUC	Missouri Business Use Incentives for Large Scale Development (BUILD)	Certificate*
DRC	Development Reserve Contribution Credit	Certificate*
EFC	Export Finance	Certificate*
IDC	Infrastructure Development	Certificate*

Missouri Housing Development Commission

3435 Broadway, Kansas City, MO 64111
<http://www.mhdc.com>

Alpha Code	Name of Credit and Phone Number	Attach to Form MO-TC
AHC	Affordable Housing Assistance — (816) 759-6600	Certificate*
LHC	Missouri Low Income Housing — (816) 759-6654	Eligibility Statement, Fed. K-1, 8609A, 8609 (first year)

Missouri Department of Revenue

P.O. Box 2200, Jefferson City, MO 65105-2200
<http://dor.mo.gov/> • (573) 751-3220 or (573) 751-4541

Alpha Code	Name of Credit	Attach to Form MO-TC
ATC	Special Needs Adoption	Form ATC, and Federal Form 8839
BFT	Bank Franchise Tax	Form INT-2, INT-2-1
BTC	Bank Tax Credit for S Corporation	Form BTC, and Form Shareholders INT-3, 2823, INT-2, Fed. K-1
CIC	Children in Crisis	Contribution Verification from Issuing Agency
CFC	Champion for Children	Contribution Verification from Issuing Agency
DAC	Disabled Access	Federal Form 8826 and Form MO-8826
DAT	Residential Dwelling Accessibility	Form MO-DAT
FPT	Food Pantry Tax	Form MO-FPT
SHC	Self-Employed Health Insurance	Form MO-SHC
SSC	Public Safety Officer Surviving Spouse	Form MO-SSC

Missouri Agricultural and Small Business Development Authority

P.O. Box 630, Jefferson City, MO 65102-0630
<http://www.mda.mo.gov> • (573) 751-2129

Alpha Code	Name of Credit	Attach to Form MO-TC
APU	Agricultural Product Utilization Contributor	Certificate*
FFC	Family Farms Act	Certificate*
NGC	New Generation Cooperative Incentive	Certificate*
QBC	Qualified Beef	Certificate*

Missouri Department of Natural Resources

Jefferson City, MO 65105
<http://www.dnr.mo.gov>

Alpha Code	Name of Credit and Phone Number	Attach to Form MO-TC
CPC	Charcoal Producers — (573) 751-4817	Certificate*

Missouri Department of Social Services

Jefferson City, MO 65109
<http://www.dss.mo.gov/dfas/taxcredit/index.htm> • (573) 751-7533

Alpha Code	Name of Credit	Attach to Form MO-TC
DDC	Developmental Disability Care Provider	Certificate*
DVC	Shelter for Victims of Domestic Violence	Certificate*
MHC	Maternity Home	Certificate*
PRC	Pregnancy Resource	Certificate*
RTA	Residential Treatment Agency	Certificate*

Missouri Department of Health Division of Senior Services

P.O. Box 570, Jefferson City, MO 65102-0570
<http://www.dhss.mo.gov>

Alpha Code	Name of Credit and Phone Number	Attach to Form MO-TC
SCT	Shared Care — (573) 751-4842	Must Register Each Year With Division of Senior and Disability Services — Attach Form MO-SCC

* Must be approved by the issuing agency

Individuals with speech or hearing impairments may call TTY (800) 735-2966 or fax (573) 526-1881.



1600000001



MISSOURI DEPARTMENT OF REVENUE
**UNDERPAYMENT OF ESTIMATED TAX
 BY INDIVIDUALS**

2016
 FORM
MO-2210

Attachment Sequence No. 1040-06
 DLN

ATTACH THIS FORM TO FORM MO-1040

LAST NAME, FIRST NAME, INITIAL SOCIAL SECURITY NUMBER

SPOUSE'S LAST NAME, FIRST NAME, INITIAL SPOUSE'S SOCIAL SECURITY NO.

PRESENT ADDRESS (INCLUDE APARTMENT NUMBER OR RURAL ROUTE) CITY, TOWN OR POST OFFICE, STATE AND ZIP CODE

You may qualify for the Short Method to calculate your penalty. You may use the Short Method if:
 a. You qualify to use the Short Method on the Federal Form 2210 **or**
 b. All withholding and estimated tax payments were made equally throughout the year **and**
 c. You **do not** annualize your income.
 If (a) applies or both (b) and (c) apply to you, complete Part I, Required Annual Payment and Part II, Short Method. Otherwise, complete Part I, Required Annual Payment and Part III, Regular Method.

PART I — REQUIRED ANNUAL PAYMENT

1. Enter your 2016 tax after credits (Form MO-1040, Line 33 less APPROVED Credits from Line 39; Property Tax Credit from Line 40.)	1	
2. Multiply Line 1 by 90% (66 2/3% for qualified farmers)	2	
3. Withholding taxes. Do not include any estimated tax payments on this line	3	
4. Subtract Line 3 from Line 1. If less than \$500, stop here; do not complete or file this form. You do not owe the penalty.	4	
5. Enter the tax shown on your 2015 tax return. If you did not file a 2015 Missouri return or only filed a Property Tax Credit Claim, skip line 5 and enter the amount from Line 2 on Line 6.	5	
6. Required annual payment. Enter the smaller of Line 2 or Line 5 (Note: If Line 3 is equal to or more than Line 6, stop here; you do not owe the penalty. Do not file Form MO-2210.)	6	

PART II — SHORT METHOD

7. Enter the amount, if any, from Line 3 above	7	
8. Enter the total amount, if any, of estimated tax payments you made	8	
9. Add Lines 7 and 8	9	
10. Total underpayment for year. Subtract Line 9 from Line 6. If zero or less, stop here; you do not owe the penalty. Do not file Form MO-2210	10	
11. Multiply Line 10 by .02269	11	
12. If the amount on Line 10 was paid on or after 04/15/17, enter 0 (zero). If the amount on Line 10 was paid before 04/15/17, make the following computation to find the amount to enter on Line 12. Amount on Line 10 X Number of days paid before 04/15/17 X .0001096	12	
13. Penalty. Subtract Line 12 from Line 11. Enter result here and on Form MO-1040, Line 51	13	

PART II INSTRUCTIONS — SHORT METHOD

A. Purpose of the Form — Use this form to determine whether your income tax was sufficiently paid throughout the year by withholding or by estimated tax payments. If it is not, you may owe a penalty on the underpaid amount.

B. Short Method — You may use the Short Method if you qualify to use the Short Method on the Federal Form 2210 or, all withholding and estimated tax payments were made equally throughout the year and you do not annualize your income.

If you do not qualify to use the Short Method, you must use the Regular Method on page 2.

NOTE: IF THIS FORM IS NOT FILED WITH FORM MO-1040, ATTACH CHECK OR MONEY ORDER PAYABLE TO "DEPARTMENT OF REVENUE" AND MAIL TO P.O. BOX 329, JEFFERSON CITY, MO 65107-0329.

NAME AS SHOWN ON FRONT	SOCIAL SECURITY NUMBER
------------------------	------------------------

PART III — REGULAR METHOD

SECTION A — FIGURE YOUR UNDERPAYMENT (COMPLETE LINES 14 THROUGH 19)

If you meet any of the exceptions (see instruction D) to the penalty for ALL quarters, omit Lines 14 through 19 and go directly to Line 20.

14. Required annual payment (Enter payment as computed on Part I, Line 6).....	DUE DATES OF INSTALLMENTS			
	APR. 15, 2016	JUNE 15, 2016	SEPT. 15, 2016	JAN. 15, 2017
15. Required installment payments				
16. Estimated tax paid				
17. Overpayment of previous installment				
18. Total payments				
19. Underpayment of current installment.....				
19a. Overpayment of current installment				
19b. Underpayment of previous installment.....				
19c. Total overpayment.....				
19d. Total underpayment.....				

SECTION B — EXCEPTIONS TO THE PENALTY (see instruction D)

(For special exceptions see instruction I for service in a "combat zone", and instruction J for farmers.)

20. Total amount paid and withheld from January 1 through the installment date indicated				
21. Exception No. 1 — prior year's tax 2015 tax	25% OF 2015 TAX	50% OF 2015 TAX	75% OF 2015 TAX	100% OF 2015 TAX
22. Exception No. 2 — tax on prior year's income using 2016 rates and exemptions.....	25% OF TAX	50% OF TAX	75% OF TAX	100% OF TAX
23. Exception No. 3 — tax on annualized 2016 income	22.5% OF TAX	45% OF TAX	67.5% OF TAX	
24. Exception No. 4 — tax on 2016 income over 3, 5 and 8-month periods	90% OF TAX	90% OF TAX	90% OF TAX	

SECTION C — FIGURE THE PENALTY (Complete Lines 25 through 29)

25. Amount of underpayment				
26. Date of payment, due date of installment, or April 15, 2017, whichever is earlier.....				
27a. Number of days between the due date of installment, and either the date of payment, the due date of the next installment, or December 31, 2016, whichever is earlier				
27b. Number of days from January 1, 2017 or installment date to date of payment or April 15, 2017.....				
28a. Multiply the 3% annual interest rate times the amount on Line 25 for the number of days shown on Line 27a.....				
28b. Multiply the 4% annual interest rate times the amount on Line 25 for the number of days shown on Line 27b.....				
28c. Total penalty (Line 28a plus Line 28b).....				
29. Total amounts on Line 28c. Show this amount on Line 51 of Form MO-1040 as "Underpayment of Estimated Tax Penalty". If you have an underpayment on Line 50 of Form MO-1040, enclose your check or money order for payment in the amount equal to the total of Line 50 and the penalty amount on Line 51. If you have an overpayment on Line 49, the Department of Revenue will reduce your overpayment by the amount of the penalty.....				

NOTE: IF THIS FORM IS NOT FILED WITH FORM MO-1040, ATTACH CHECK OR MONEY ORDER PAYABLE TO "DEPARTMENT OF REVENUE" AND MAIL TO P.O. BOX 329, JEFFERSON CITY, MO 65107-0329.

A. Purpose of the Form — Use this form to determine whether your income tax was sufficiently paid throughout the year by withholding or by estimated tax payments. If it is not, you may owe a penalty on the underpaid amount.

B. Filing an Estimated Tax Payment and Paying the Tax for Calendar Year Taxpayers — If you file returns on a calendar year basis and are required to file Form MO-1040ES, you are generally required to file an estimated tax payment by April 15, and to pay the tax in four installments. (If you are not required to file an estimated tax payment until later in the year because of a change in your income or exemptions, you may be required to pay fewer installments.) The chart below shows the due date for estimated tax payments and the maximum number of installments required for each.

Period Requirements First Met	Due Date of Estimated Tax Payments	Maximum Number of Installments Required
Between January 1 and April 1	April 15	4
Between April 2 and June 1	June 15	3
Between June 2 and Sept. 1	Sept. 15	2
After Sept. 1	Jan. 15	1

When the due date falls on a Saturday, Sunday, or legal holiday, the estimated tax payment will be considered timely if filed on the next business day.

C. Fiscal Year Taxpayers — Fiscal year taxpayers should substitute for the due dates above, the 15th day of the first and last months of the second quarter of your fiscal year; the 15th day of the last month of the third quarter; and the 15th day of the first month of your next fiscal year.

D. Exception to the Penalty — You will not be liable for a penalty if your 2016 tax payments (amounts shown on Line 20) equal or exceed any amount determined for the same period under the following exception provisions. You may apply a different exception to each underpayment. Please enclose a separate computation page for each payment. If none of the exceptions apply, complete Lines 15 through Line 29.

The percentages shown on Lines 21, 22, and 23, for the April 15, June 15, and Sept. 15 installment dates, are for calendar year taxpayers required to pay installments on four dates.

Exception 1 — Prior Year's Tax. — This exception applies if your 2016 tax payments equal or exceed the tax shown on your 2015 tax return. The 2015 return must cover a period of 12 months and show a tax liability.

Exception 2 — Tax on Prior Year's Income using 2016 Rates and Exemptions — This exception applies if your 2016 tax withheld and estimated tax payments equal or exceed the tax that would have been due on your 2015 income if you had computed it at 2016 rates. To determine if you qualify for this exception, use the personal exemptions allowed for 2016, but use the other facts and law applicable to your 2015 return.

Exception 3 — Tax on Annualized 2016 Income — This exception applies if your 2016 tax payments equal or exceed 90 percent of the tax on your annualized taxable income for periods from the first of the year to the end of the month preceding that in which an installment is due. To annualize your taxable income, follow these four steps.

- Figure your adjusted gross income less itemized deductions from the first of your tax year up to and including the month prior to that in which an installment is due; or, if you use the standard deduction, figure your adjusted gross income for that period.
- Divide the result of step (a) by the number of months in your computation period.
- Multiply the result of step (b) by 12.
- Subtract the deduction for personal exemptions, federal tax and, if you did not itemize, subtract the standard deduction. The result is your annualized taxable income.

Exception 3 may not be used for the fourth installment period.

Example I (combined return with one dependent)

1. Wages, received during Jan., Feb., and Mar.	\$6,000
2. Self-employment income during Jan., Feb., and Mar.	\$4,000
3. Adjusted gross income	\$10,000
4. Annualized income (\$10,000 ÷ 3 x 12)	\$40,000

- Less:
 - Standard deduction. \$12,600
 - Exemptions (2 x \$2,100) + (1 x \$1,200) \$5,400
 - Federal tax (joint return) \$1,525
- Annualized taxable income \$20,475
- Income Tax (from Missouri tax chart) \$1,003

If your tax withheld and estimated tax payment for the first installment period of 2016 were at least \$226 (22.5 percent of \$1,003) you do not owe a penalty for that period.

Exception 4 — Tax on 2016 Income Over Periods of 3, 5, and 8 months — This exception applies if your 2016 tax payments equal or exceed 90 percent of the tax on your taxable income for periods starting from the first of the year to the end of the month preceding that in which an installment is due. This exception does not apply to the fourth quarter. To determine if this exception applies for the first three quarters, figure your taxable income from January 1, 2016 to the end of the month preceding that in which an installment is due. Then compute your tax on that amount as though it represented your taxable income for 2016.

Example II (combined return with one dependent, using standard deduction)

(1) Computation Period	(2) Income	(3) Tax	(4) 90 percent of Tax	(5) Tax Withheld
Jan. 1 to Mar. 31	\$15,000	\$0	\$0	\$275
Jan. 1 to May 31	\$21,665	\$80	\$72	\$458
Jan. 1 to Aug. 31	\$31,665	\$595	\$536	\$733

Since the amounts in column (5) are greater than those in column (4) for each of the first three computation periods, there is no penalty for the first three installment periods.

E. Figure the Addition to Tax — For Line 27a, enter the number of days from the due date of the installment to the date of payment or December 31, 2016, whichever is earlier. If the payment date on Line 26 is December 31, 2016, or later and the due date of the installment is April 15, 2016, then enter 260 days; for June 15, 2016, 199 days; and for September 15, 2016, 107 days.

For Line 27b, enter the number of days from January 1, 2017, or the 2017 installment due date to date of payment or appropriate due date of return, whichever is earlier. If the payment date is April 15, 2017, enter 105 days for the first, second, and third quarters and 90 days for the fourth quarter.

F. Tax Withheld — You may consider an equal part of the income tax withheld during the year as paid on each required installment date, unless you establish the dates on which the withholding occurred and consider it paid on those dates.

G. Overpayment — Apply as credit against the next installment any installment overpayment shown on Line 19a that is greater than all prior underpayments.

H. Installment Payments — If you made more than one payment for any installment, enclose a separate computation for each payment. If you filed your return and paid the balance of tax due on or before January 31, 2017, consider the balance paid as of January 15, 2017.

I. Exception from the Addition to Tax for Service in a Combat Zone — You may be exempt from a penalty for underpayment of estimated tax if you served in the U.S. Armed Forces in an area designated by the President as a combat zone under conditions which qualified you for hostile fire pay. If you are exempt for this reason, write on Line 19, for the applicable installment dates, "Exempt, combat zone."

J. Farmers — If (1) your Missouri gross income from farming is at least two-thirds of your total Missouri gross income and (2) you filed a Missouri Individual Income Tax Return and paid tax on or before March 1, 2017, you are exempt from charges for underpayment of estimated tax. If so, write on Line 1, "Exempt, farmer".

If you meet this gross income test but did not file a return or pay the tax when due, complete this form with respect to the last quarter only. Qualified farmers would enter all of Line 14 in the fourth quarter and calculate the appropriate underpayment.

Line-by-Line Instructions

Complete Lines 15 through 19d for each installment period, then complete Lines 25 through 29.

- | | |
|--|--|
| <p>14. Enter the required annual payment, as computed on Part I, Line 6.</p> <p>15. Divide the required annual payment (Line 14) by the number of required installments. If the estimated tax was the result of a change in income or exemptions during the year, you may require fewer installments. Otherwise, divide the required annual payment by four and place the amount in each column. (See instructions for farmers.)</p> <p>16. Enter the amount of tax paid during the installment period. (The tax withheld throughout the year may be considered as paid in four equal parts on the due date of the installment, unless a different date is established.)</p> <p>17. Enter the amount, if any, of overpayment reported on Line 19c from the previous installment period.</p> <p>18. Enter the sum of Line 16 and Line 17.</p> <p>19. If the amount on Line 15 is greater than the amount on Line 18, enter the difference here. You have underpaid for the installment period. If not, skip this line and go to Line 19a.</p> <p>19a. If the amount on Line 18 is greater than the amount on Line 15, enter the difference here. You have overpaid for the installment period.</p> <p>19b. Enter the amount of the underpayment (if any) from Line 19d of the previous column.</p> <p>19c. and 19d.
If you filled in Line 19 of this column, add the amount on Line 19b to the amount on Line 19 and enter that total on Line 19d. If you filled in Line 19a of this column, and the amount on Line 19a is greater than any amount on Line 19b, enter the difference on Line 19c. You are overpaid. If the amount on Line 19b is greater than the amount on Line 19a, enter the difference on Line 19d. You are underpaid. See page 3 for instructions for Lines 20 through 24.</p> | <p>25. If you have an underpayment for the installment period and none of the exceptions on Lines 20 through 24 apply, enter on Line 25 the amount of the underpayment on Line 19d. If you do not have an underpayment, or if an exception applies, leave this blank and skip the remaining lines of the column.</p> <p>26. Enter the date a payment was made on the installment, the due date of the following installment, or April 15, 2017, whichever is earlier. If more than one late payment was made to cover the installment, attach a separate computation for each payment during the installment period.</p> <p>27a. Enter the number of days from the due date of the installment to the date entered on Line 26.</p> <p>27b. Enter the number of days from January 1, 2017 (or a later date, if the installment date was after January 1) until either the date of the payment or April 15, 2017, whichever is earlier.</p> <p>28a. Multiply the amount on Line 25 by the number of days on Line 27a. Divide this amount by 366 days and multiply the product by three percent. This is the penalty accruing on the underpayment during 2016.</p> <p>28b. Multiply the amount on Line 25 by the number of days on Line 27b. Divide this amount by 365 days and multiply the product by four percent. This is the penalty accruing on the underpayment during 2017.</p> <p>28c. Add the amounts on Lines 28a and 28b.</p> <p>29. Add the sum of the amounts on Line 28c in the final column, if applicable.</p> |
|--|--|

Diagram 1: Form W-2

The diagram shows a Form W-2 for the year 2016. It is a Wage and Tax Statement from the Department of the Treasury—Internal Revenue Service. The form includes fields for control number (22222), employer identification number (EIN), employer name, address, and ZIP code, employee's social security number, and employee's first name and initial. It also includes boxes for wages, tips, other compensation, federal income tax withheld, social security wages, social security tax withheld, Medicare wages and tips, Medicare tax withheld, social security tips, allocated tips, advance EIC payment, dependent care benefits, nonqualified plans, statutory employees, retirement plan, first early withdrawal, other, and local wages, tips, etc. The form is labeled 'Form W-2 Wage and Tax Statement 2016' and 'Copy 1—For State, City, or Local Tax Department'.

Two callouts are present:

- Missouri Taxes Withheld:** This callout points to the bottom section of the form, specifically the area containing lines 15 through 20, which are used for state and local tax reporting.
- Earnings Tax:** This callout points to the top section of the form, specifically the area containing lines 1 through 14, which are used for reporting wages and taxes withheld.

The maximum annual exempt contribution is \$8,000 for single individuals or \$16,000 for married couples filing a combined return. If you are a participant claiming a subtraction for a contribution made to the savings program, you must **attach your statement provided by the program manager**. The statement must be in the name of the plan participant (account owner) claiming the subtraction.

LINE 12 — QUALIFIED HEALTH INSURANCE PREMIUMS

Enter the amount you paid for health insurance premiums not to exceed your federal taxable income. Do not include any pre-tax premiums paid, any premiums excluded from federal taxable income, or any long term care insurance premiums. Use the worksheet on page 26 to determine your allowable subtraction.

LINE 13 — DEPRECIATION ADJUSTMENT

If you purchased an asset between July 1, 2002 and June 30, 2003, and you elected to use the 30 percent depreciation on your federal return, you may be able to subtract a portion of the depreciation. Enter the additional depreciation created by the Job Creation and Worker Assistance Act previously added back in prior years to the extent allowable by Section 143.121, (RSMo). This amount is computed by figuring the allowable depreciation prior to the Job Creation and Worker Assistance Act less the depreciation taken on your federal return. If you have previously taken an addition modification for a qualifying property, but have sold or disposed of the property during the taxable year, check the box on Line 13 and take a subtraction for the amount not previously recovered. More information and examples can be found on the Department's website at http://dor.mo.gov/pdf/depreciation_examples.pdf.

LINE 14 — HOME ENERGY AUDIT EXPENSES

Enter the amount you paid for the costs incurred for a home energy audit or the implementation of any energy efficiency recommendations, to the extent the amounts paid were not subtracted from federal taxable income. The amount of the subtraction is limited to \$1,000 for taxpayers filing a single return or \$2,000 for taxpayers filing a combined return. Please complete and attach Form MO-HEA found on page 25.

LINE 15 — EXEMPT CONTRIBUTION MADE TO A QUALIFIED ACHIEVING A BETTER LIFE EXPERIENCE (ABLE) PROGRAM

The state of Missouri allows a subtraction from federal adjusted gross income for the amount of annual contributions made to the Achieving a Better Life Experience Program (ABLE). This plan is administered by the Missouri Achieving a Better Life Experience Board. The maximum annual exempt contribution is \$8,000 for single individuals or \$16,000 for married couples filing a combined return. If you are a participant claiming a subtraction for a contribution you made to the program you must **attach your statement provided by the ABLE board**. The statement must be in the name of the program participant (account owner) claiming the subtraction.

LINE 16 - AGRICULTURE DISASTER RELIEF

Enter the amount of payment received from a program that provides compensation to agricultural producers that have suffered a

loss as a result of a disaster or emergency. This amount must be included in your Federal Adjusted Gross Income. Attach a copy of the Form 1099, as well as a Federal Schedule F and Federal Schedule K-1 if applicable, indicating the payment amount.

LINE 17 — TOTAL SUBTRACTIONS

Add Lines 8 through 16. Enter the total on Form MO-A, Part 1, Line 17 and on Form MO-1040, Line 4.

Note: Do not include income earned in other states on Line 17. Complete Form MO-NRI (Missouri Income Percentage) or Form MO-CR (Credit for Income Taxes Paid to Other States or Political Subdivisions). See Form MO-1040, Line 28 or Line 29.

PART 2 MISSOURI ITEMIZED DEDUCTIONS

You cannot itemize your Missouri deductions if you took the standard deduction on your federal return. See Page 7, Line 14. You must itemize your Missouri deductions if you were required to itemize on your federal return.

LINE 1 — FEDERAL ITEMIZED DEDUCTIONS

Include your total federal itemized deductions from Federal Form 1040, Line 40, and any **approved** cultural contributions (literary, musical, scholastic, or artistic) to a tax exempt agency or institution that is operated on a not-for-profit basis. **Cash contributions do not qualify.**

LINES 2 AND 3 — SOCIAL SECURITY TAX

Include the amount of the social security tax withheld from your Form(s) W-2. **This amount cannot exceed \$7,347.** Enter the total on Line 2. Repeat for your spouse and enter the total on Line 3.

LINES 4 & 5 — RAILROAD RETIREMENT TAX

Include the amount of railroad retirement tax withheld from your wages, Tier I and Tier II, during 2016. **This amount cannot exceed \$11,669** (Tier I maximum of \$7,347 and Tier II maximum of \$4,322). Enter the total on Line 4. Repeat for your spouse and enter the total on Line 5. **If you have both social security and Tier I railroad retirement tax, the maximum deduction allowed is the amount withheld as shown on the Form(s) W-2 less, either the amount entered on Federal Form 1040, Line 71, or, if only one employer, the amount refunded by the employer.**

LINE 6 — MEDICARE TAX

Include the total amount of Medicare tax for yourself and spouse (combined). If you are not subject to "additional Medicare tax" on your federal return, enter the amount from your Form(s) W-2.

If you are subject to "additional Medicare tax" on your federal return, enter the amounts as calculated below. You must attach a copy of Federal Form 8959.

- Wage income: Form(s) W-2, Box 6, plus Line 7 of Federal Form 8959, minus Line 22 of Federal Form 8959;
- Railroad retirement compensation: Railroad retirement Medicare tax withheld on Form(s) W-2, Box 14, plus Line 17 of Federal Form 8959, minus Line 23 of Federal Form 8959.

LINE 7 — SELF-EMPLOYMENT TAX

Include the amount from Federal Form 1040, Line 57 minus Line 27, plus Federal Form 8959, Line 13; or Federal Form 1040NR, Line 55 minus Line 27, plus Federal Form 8959, Line 13.

LINE 9 — STATE AND LOCAL INCOME TAXES

Include the amount of income taxes from Federal Form 1040, Schedule A, Line 5. The amount you paid in state income taxes included in your federal itemized deductions, must be subtracted to determine Missouri itemized deductions.

LINE 10 — EARNINGS TAXES

If you entered an amount on Line 9 and you live or work in the Kansas City or St. Louis area, you may have included earnings taxes. Include on Line 10 the amount of earnings taxes withheld shown on Forms W-2. See Diagram 1, Page 34, Box 19.

LINE 12 — TOTAL MISSOURI ITEMIZED DEDUCTIONS

If your total Missouri itemized deductions are less than your standard deduction (see Page 7, Line 14), you should take the standard deduction on Form MO-1040, Line 14, unless you were required to itemize your federal deductions.

PART 3 PENSION AND SOCIAL SECURITY/ SOCIAL SECURITY DISABILITY/ MILITARY EXEMPTION

If you are claiming a pension, social security, social security disability, or military exemption, you must attach a copy of your federal return (pages 1 and 2), your Forms 1099-R, and SSA-1099. Failure to provide this information will result in your exemption being disallowed.

PUBLIC PENSION CALCULATION

Public pensions are pensions received from any federal, state, or local government. If you have questions about whether your pension is a public or a private pension, contact your pension administrator.

LINE 1 — MISSOURI ADJUSTED GROSS INCOME

Include your Missouri adjusted gross income from Form MO-1040, Line 6.

LINE 2 — TAXABLE SOCIAL SECURITY BENEFITS

Include the **taxable** 2016 social security benefits for each spouse. This information can be found on:

- Federal Form 1040A—Line 14b
- Federal Form 1040—Line 20b

LINE 6 — TAXABLE PUBLIC PENSION

Include the taxable 2016 public pension for each spouse. This information can be found on:

- Federal Form 1040A—Line 12b
- Federal Form 1040—Line 16b

Do not include any payments from private pensions, social security benefits or railroad retirement payments on this line.

(Exception: If you are 100 percent disabled, you may consider railroad retirement as taxable public pension.)

LINE 8 — SOCIAL SECURITY OR SOCIAL SECURITY DISABILITY EXEMPTION

Include the amount from Lines 6Y and 6S from Part 3 of the MO-A, Section C (social security or social security disability calculation), unless you are a single individual with income greater than \$85,000 or a married couple with income greater than \$100,000. For single individuals with income greater than \$85,000 enter the amount from Line 8 of Section C. For married couples with income greater than \$100,000, multiply Line 8 by the percentages on Line 3Y and 3S of the worksheet for Lines 4 and 5 (below), and enter those amounts here. If you are not eligible for the social security or social security disability exemption, enter a \$0 on Line 8.

PRIVATE PENSION CALCULATION

LINE 2 — TAXABLE SOCIAL SECURITY BENEFITS

Include the taxable 2016 social security benefits. This information can be found on:

- Federal Form 1040A—Line 14b
- Federal Form 1040—Line 20b

LINE 6 — TAXABLE PENSION

Include the taxable 2016 pension received from private sources for each spouse. This information can be found on:

- Federal Form 1040A—Lines 11b and 12b
- Federal Form 1040—Lines 15b and 16b

Do not include any payments from public pensions, social security benefits, or railroad retirement payments on this line.

SOCIAL SECURITY OR SOCIAL SECURITY DISABILITY CALCULATION

LINE 4 — TAXABLE SOCIAL SECURITY BENEFITS

To take the social security exemption, you must be age 62 or older. An individual that receives social security retirement benefits, partial benefits at age 62, full benefits at age 65 or older, or a disabled individual receiving social security disability income (SSDI), who reaches full retirement age during the taxable year and receives retirement benefits should include on Line 4, the amount of federal taxable benefits, which can be found on:

- Federal Form 1040A—Line 14b
- Federal Form 1040—Line 20b

Taxable social security benefits must be allocated by each spouse's share of the benefits received for the year. To determine each spouse's portion of the taxable social security on Line 4, complete worksheet for Lines 4 and 5 (bottom right).

LINE 5 — TAXABLE SOCIAL SECURITY DISABILITY BENEFITS

A disabled individual, receiving social security disability income (SSDI) for the entire taxable year should enter on Line 5, the amount of **federal taxable benefits**, which can be found on:

- Federal Form 1040A—Line 14b
- Federal Form 1040—Line 20b

Taxable social security disability benefits must be allocated by each spouse's share of the benefits received for the year. To determine each spouse's portion of the taxable social security disability on Line 5, complete worksheet for Lines 4 and 5 (below).

Note: A taxpayer filing single, head of household, qualifying widow(er), or married filing separate may **not** enter amounts on both Line 4, Taxable Social Security Benefits, and Line 5, Taxable Social Security Disability Benefits. Report only Social Security Benefits on Line 4 and Social Security Disability Benefits on Line 5. However, if you are married filing a combined return, one spouse may enter an amount on Line 4 and the other spouse may enter an amount on Line 5.

MILITARY PENSION CALCULATION

A military pension is a pension received for your service in a branch of the armed services of the United States, including the Missouri Army Reserve and Missouri National Guard. You must reduce your military pension exemption by any portion of your military pension that is included in the calculation of your public pension exemption. Therefore, if you qualify for the public pension, make sure you complete the Public Pension Calculation (Section A) before you calculate your military pension exemption.

LINE 1 — TAXABLE MILITARY RETIREMENT BENEFITS

Include your total military retirement benefits reported on Federal Form 1040A, Line 12b or Federal Form 1040, Line 16b. If you are filing a combined return and both spouses had military retirement, combine those amounts on Line 1.

LINE 2 — TAXABLE PUBLIC PENSION

Include your total retirement benefits from public sources (including military) reported on Federal Form 1040A, Line 12b or Federal Form 1040, Line 16b. If you are filing a combined return and both spouses had retirement benefits from public sources, combine those amounts on Line 2.

LINE 4 — MILITARY BENEFITS INCLUDED IN PUBLIC PENSION EXEMPTION

Multiply the percentage calculated on Line 3 by the total public pension amount reported on Line 13 of Section A. If you did not claim a public pension, enter \$0.

FORM MO-PTS

INFORMATION TO COMPLETE FORM MO-PTS

If you qualify for the Property Tax Credit you must attach your Form MO-PTS to your Form MO-1040 and mail to: Missouri Department of Revenue, P.O. Box 2800, Jefferson City, MO 65105-2800.

Important: You must complete Form MO-1040, Line 1 through Line 39, before you complete Form MO-PTS.

Note: If your filing status on Form MO-1040 is married filing combined, but you and your spouse lived at different addresses the entire year, you may file a separate Form MO-PTC. Do not include spouse name or social security number if you marked married filing separate. (Example: One spouse lives in a nursing home or residential care facility while the other spouse remains in the home the entire year.) If filing a separate Form MO-PTC, you cannot take the \$2,000 or \$4,000 deduction on Line 7 and you cannot calculate your Property Tax Credit on the Form MO-PTS.

QUALIFICATIONS

Check the applicable box to indicate under which qualification you are filing the Form MO-PTS. You must check a qualification box to be eligible for the credit. Check **only** one box. **Attach the appropriate documentation to verify your qualification.** (The required documentation is listed behind each qualification on Form MO-PTS.)

HELPFUL HINTS

If you are married and living together, you must file married filing combined and include all household income. Please use the social security number of the person filing the claim.

LINE 2 — SOCIAL SECURITY BENEFITS

Enter the amount of nontaxable social security benefits before any deductions and the amount of social security equivalent railroad retirement benefits. See the following to determine nontaxable benefits:

- Federal Form 1040, Line 20a less Line 20b
- Federal Form 1040A, Line 14a less Line 14b
- Form SSA-1099 and RRB-1099, total amount before deductions (if you did not include an amount on Federal Forms 1040 or 1040A)

WORKSHEET FOR LINES 4 AND 5

1. Total social security - Enter amount from:	1 _____
• Federal Form 1040A, Line 14a	
• Federal Form 1040, Line 20a	
	Yourself Spouse
2. Enter each spouse's portion of the total social security	2Y _____ 2S _____
3. Divide Line 2Y and 2S by Line 1	3Y _____% 3S _____%
4. Taxable social security - Enter amount from:	4 _____
• Federal Form 1040A, Line 14b	
• Federal Form 1040, Line 20b	
5. Multiply Line 4 by percentages on 3Y and 3S and enter amounts here and on Lines 4 or 5 of Part 3 of the MO-A, Section C	5Y _____ 5S _____

Lump sum distributions from Social Security Administration and other agencies must be claimed in the year in which they are received. **Attach a copy of Form(s) SSA-1099, RRB-1099, or SSI Statement.**

HELPFUL HINTS

Wait to file your return until you get your Form SSA-1099 received in January 2017, that states what your benefits were for the entire 2016 year. See the sample Form SSA-1099 on page 38.

If you are receiving railroad retirement benefits, you should get two Forms RRB-1099. Form RRB-1099-R shows annuities and pensions and the Form RRB-1099 is your social security equivalent railroad retirement benefits. Include the amount from Form RRB-1099 that states social security equivalent (usually Tier I benefits) on Line 2.

LINE 3 — EXEMPT INTEREST AND PENSION INCOME

Enter the amount of pensions, annuities, rental income, dividends, or exempt interest income not included on Form MO-PTS, Line 1. (Do not include amount of excludable costs of pensions or annuities.) See the following to determine the amount of your pension or exempt interest:

- Forms 1099-R or W-2P — Total amount before deductions not included on Form MO-1040, Line 6 (Missouri adjusted gross income).
- Forms 1099-INT— Total amount not included on Form MO-1040, Line 6 (Missouri adjusted gross income). Include tax exempt interest from Form MO-A, Part 1, Line 8.

If grants or long-term care benefits are made payable to the nursing facility, do not include as income or rent.

LINE 4 — RAILROAD RETIREMENT BENEFITS

Enter railroad retirement benefits **before deductions** for medical premiums or withholdings of any kind from Form MO-A, Part 1, Line 10. (**Attach a copy of your Form RRB-1099-R.**) (Do not include social security equivalent railroad retirement included on Line 2).

LINE 5 — VETERAN BENEFITS

Include your veteran payments and benefits. Veteran payments and benefits include education or training allowances, disability compensation, grants, and insurance proceeds.

Exceptions: If you are 100 percent disabled as a result of military service, you are not required to include your veteran payments and benefits. You must attach a letter from the Veterans Administration that states that you are 100 percent disabled as a result of military service. To request a copy of the letter, call the Veterans Administration at (800) 827-1000.

If you are a surviving spouse and your spouse was 100 percent disabled as a result of military service, all the veteran payments and benefits must be included.

LINE 6 — PUBLIC ASSISTANCE

Include the amount of public assistance, Supplemental Security Income (SSI), child support, unemployment compensation, and Temporary Assistance payments received by you and your minor children. Temporary Assistance payments include Temporary Assistance for Needy Families (TANF) payments. In Missouri, the program is referred to as Temporary Assistance (TA).

HELPFUL HINTS

Supplemental Security Income (SSI) is paid by the Social Security Administration. You have to request an SSI form indicating total benefits received either through a my Social Security account at www.socialsecurity.gov/myaccount, by calling 1-800-772-1213, or contacting your local Social Security office. If you have minor children who receive SSI benefits, the children do not qualify for a credit. However, if you qualify for a credit, you must include the children's SSI benefits on Line 6.

If you receive temporary assistance from the Children's Division (CD) or Family Support Division (FSD), you must include **all** cash benefits received for your **entire** household. The Department of Revenue verifies this information and failure to include total benefits may delay your refund.

This includes any payments received from the government. Do not include the value of commodity foods, food stamps, or heating and cooling assistance. **Attach a copy of Forms SSA-1099, a letter from the Social Security Administration, a letter from Social Services that includes the total amount of assistance received, and Employment Security 1099, if applicable.**

LINE 7 — NONBUSINESS LOSS(ES)

Complete Line 7 only if nonbusiness losses reduced the amount reported on Form MO-PTS, Line 1. If Line 1 was reduced by nonbusiness losses, add back the amount of the loss on Line 7. A nonbusiness loss is a loss of income that did not result from a trade or business. (Losses from Federal Form 1040, Schedule F and Schedule C are considered business losses and should not be included here.)

LINE 9 — FILING DEDUCTION

If you are **Single or Married Living Separate**, enter \$0 on Line 9.

If you are **Married and Filing Combined**, see below to determine the amount to enter on Line 9.

- If you OWNED and OCCUPIED your home for the **ENTIRE YEAR**, enter \$4,000 on Line 9.
- If you RENTED or did not own your home for the **ENTIRE YEAR**, enter \$2,000 on Line 9.

LINE 10 — NET HOUSEHOLD INCOME

Subtract Line 9 from Line 8 and enter amount on Line 10. If you RENTED or did not own and occupy your home for the **ENTIRE YEAR**, the amount you enter on Line 10 cannot exceed \$27,500. If the amount of

your net household income on Line 10 is above \$27,500, and you are not eligible for the credit. There is no need to complete and submit the form.

If you OWNED AND OCCUPIED your home for the **ENTIRE YEAR**, the amount you enter on Line 10 cannot exceed \$30,000. If the amount of your net household income on Line 10 is above \$30,000, you are not eligible for the credit. There is no need to complete and submit the form.

Note: Your home or dwelling is the place in which you reside in Missouri, whether owned or rented, and the surrounding land, not to exceed five acres, as is reasonably necessary for use of the dwelling as a home. A home may be part of a larger unit such as a farm or building partly rented or used for business.

LINE 11 — OWN YOUR HOME

If you owned and occupied your home, include the amount of real estate tax you paid for 2016 only, or \$1,100, whichever is less. **Do not include special assessments (sewer lateral), penalties, service charges, and interest listed on your tax receipt.** You can only claim the taxes on your **primary** residence that you occupy. Secondary homes are not eligible for the credit.

Attach a copy of paid real estate tax receipts from the county and city collectors office. Mortgage and financial institution statements are not acceptable.

If you submit more than one receipt from a city or county for your residence, please submit a letter of explanation.

If your home or farm has more than five acres or you own a mobile home and it is classified as personal property, a Form 948 Assessors Certification must be attached with a copy of your paid personal or real property tax receipt. If you own a mobile home and it is classified as real property, a Form 948 isn't needed. In such cases, you can claim property tax for the mobile home and if applicable, rent for the lot. A credit **will not** be allowed on vehicles and other items listed on the personal property tax receipt.

If you share a home, report only the portion of real estate tax that was actually paid by you.

If you use your home for business purposes, the percentage of your home that is used for business purposes must be subtracted from your real estate taxes paid. If you need to use a Form 948 to calculate the amount of real estate tax, you must subtract the percentage of your home that is used for business purposes from allowable real estate taxes paid.

Example: Ruth has 10 acres surrounding her house. She needs to use a Form 948, because she is only entitled to receive credit for 5 acres. By her calculations, she enters \$500 on Form 948, Line 6. Ruth also uses 15 percent of her house for her business. She will multiply \$500 by 85 percent and enter this figure (\$425) on Form MO-PTS, Line 11.

LINE 12 — RENT YOUR HOME

Complete one Form MO-CRP, Certification of Rent Paid, for **each** rented home (including mobile home or lot) you occupied during 2016. The Form MO-CRP is on the back of the Form MO-PTS.

HELPFUL HINTS

If you receive low income housing assistance the rent you claim may not exceed 40 percent of your income. Please claim only the amount of rent you pay or your refund will be delayed or denied.

You cannot claim returned check fees, late fees, security and cleaning deposits, or any other deposits.

HELPFUL HINTS

If you rent from a facility that does not pay real estate taxes, you are not eligible for a Property Tax Credit.

If your gross rent paid exceeds your household income, you must attach a detailed statement explaining how the additional rent was paid or the claim will be denied.

Add the totals from Line 9 on all Forms MO-CRP completed, and enter the amount on Line 12, or \$750, whichever is less. Attach rent receipt(s) or a signed statement from your landlord for any rent you are claiming, along with Form MO-CRP. The rent receipt(s) or statement, must be signed by the landlord and include his or her tax identification or social security number and phone number. Copies of canceled checks (front and back) will be accepted if your landlord will not provide rent receipts or a statement. A bank image is acceptable if it is identified to be from the banking institution.

If you have the same address as your landlord, please verify the number of occupants and living units.

LINE 13 — TOTAL REAL ESTATE TAX/RENT PAID

Add amounts from Form MO-PTS, Lines 11 and 12 and enter amount on Line 13, or \$1,100, whichever is less.

Example: Ester owns her home for three months and pays \$100 in property taxes. For nine months she rents an apartment and pays \$4,000 in rent. The amount on Line 9 of the Form MO-CRP is \$800 (\$4,000 x 20%). Form MO-PTS, Line 11, is \$100; Line 12 is \$750; and Line 13 is \$850. The \$800 for rent is limited on Line 12 to \$750.

LINE 14 — PROPERTY TAX CREDIT

Apply Lines 10 and 13 to the Property Tax Credit Chart on pages 41, 42 and 43 to determine the amount of your property tax credit. If you have another income tax or property tax credit liability, this property tax credit may be applied to that liability in accordance with Section 143.782, RSMo. You will be notified if your credit is offset against any debts.

Information to Complete Form MO-CRP

If you rent from a tax exempt facility, you do not qualify.

STEP 1: Enter all information requested on Lines 1–5. If rent is paid to a relative, the relationship to the landlord must be indicated on Line 1. **Your claim may be delayed if you fail to enter all required information.**

STEP 2: Enter on Line 6 the gross rent paid. Exclude rent paid for any portion of your home used in the production of income, and the rent paid for surrounding land with attachments not necessary nor maintained for homestead purposes. **Also, exclude any rent paid to your landlord on your behalf by any organization.**

STEP 3: If you were a resident of a nursing home or boarding home during 2016, use the applicable percentage on Line 7. If you live in a hotel and meals are included in your rent payment, enter 50 percent; otherwise enter 100 percent. If two or more unmarried individuals over 18 years of age share a residence and each pay part of the rent, enter the total rent on Form MO-CRP, Line 6 and mark the appropriate percentage on box G of Line 7.

If the rent receipt is for the total rent amount, then the percentage on box G of the Form MO-CRP must be used to determine your credit.

If none of the reductions apply to you, enter 100 percent on Line 7.

STEP 4: Multiply Line 6 by the percentage on Line 7. Enter this amount on Form MO-CRP, Line 8.

STEP 5: Multiply Line 8 by 20 percent and enter the result on Line 9. Add the totals from Line 9 on all completed Forms MO-CRP and enter the amount on Line 12 of Form MO-PTS.

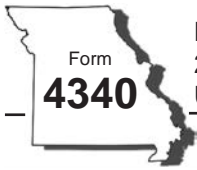
HELPFUL HINTS

An apartment is a room or suite of rooms with separate facilities for cooking and other normal household functions.

A boarding home is a house that provides meals, lodging, and the residents share common facilities.

FORM SSA-1099 - SOCIAL SECURITY BENEFIT STATEMENT

2016		
<ul style="list-style-type: none"> PART OF YOUR SOCIAL SECURITY BENEFITS SHOWN IN BOX 5 MAY BE TAXABLE INCOME. SEE THE REVERSE SIDE FOR MORE INFORMATION. 		
Box 1. Name BETTY TAXPAYER	Box 2. Beneficiary's Social Security Number 000-00-0000	
Box 3. Benefits Paid in 2016 *\$8,400.00	Box 4. Benefits Repaid to SSA in 2016 NONE	Box 5. Net Benefits Repaid for 2016 (Box 3 minus box 4) \$8,400.00
DESCRIPTION OF AMOUNT IN BOX 3 Paid by check or direct deposit \$7,800.00 Medicare premiums deducted from your benefit \$600.00 Total Additions \$8,400.00 Benefits for 2016 \$8,400.00		DESCRIPTION OF AMOUNT IN BOX 4 NONE
Box 6. Voluntary Federal Income Tax Withheld NONE		
Box 7. Address BETTY TAXPAYER 5500 TAXES LANE TAXTOWN, MO 55555-5555		
*Includes: \$12.00 Paid in 2016 for 2015		Box 8. Claim Number (Use this number if you need to contact SSA.) 000-00-0000



Missouri Department of Revenue
**2016 Individual Consumer's
 Use Tax Return**

Due Date: 04/17/2017

Department Use Only
 (MM/DD/YY)

Reporting Period
 (MM/YY)

1	2	1	6		

Missouri Tax I.D.
 Number

--	--	--	--	--	--	--	--	--	--

2. Last Name				First Name				M.I.	SSN			
Street Address				City				State	Zip			
3. Spouse's Last Name				First Name				M.I.	Spouse SSN			
Street Address				City				State	Zip			
4. Street Address			City			Zip	5. Inside City Limits	6. City/County Code(s)	7. Taxable Purchases	8. Tax Rate	9. Amount of Tax	
							<input type="checkbox"/> Yes					
							<input type="checkbox"/> Yes					
							<input type="checkbox"/> Yes					
15. Provide a description of purchases you made								10. Total Purchases		11. Total Due		
								Interest For Late Payment		12.		
16. <input type="checkbox"/> One time purchase <input type="checkbox"/> I expect to make future taxable purchases. (See instructions)								Additions To Tax		13.		
I have direct control, supervision, or responsibility for filing this return and payment of the tax due. Under penalties of perjury, I declare that this is a true, accurate, and complete return.								Pay This Amount (U.S. Funds Only)		14.		
17. Signature(s)				Date (MM/DD/YYYY)		Daytime Telephone		DOR ONLY				
				___/___/___		(____)____-____						

Make check payable to the address listed below. Do not send cash. You may not use your individual income tax refund to pay your use tax liability. Do not send with individual income tax return. If you pay by check, you authorize the department of revenue to process the check electronically. Any check returned unpaid may be presented again electronically.

This form is not intended for use by businesses. Businesses that have a use tax liability should contact the Department of Revenue. See the address and phone number below.

Instructions

What is Consumer's Use Tax? - Use tax is imposed on the storage, use, or consumption of tangible personal property in this state. You must pay consumer's use tax on tangible personal property stored, used, or consumed in Missouri unless you paid tax to the seller or the property is exempt from tax. If an out-of-state seller does not collect use tax from the purchaser, the purchaser is responsible for remitting the use tax to Missouri. A purchaser is required to file a use tax return if the cumulative purchases subject to use tax exceed \$2,000 in a calendar year. Use tax is computed on the purchase price of the goods. Please refer to the Department's website for additional information: <http://dor.mo.gov/personal/consumer>.

Taxable Purchases - Compile a list of all purchases you made during the calendar year and didn't previously pay Missouri sales or use tax. You can find this information from invoices, bills, credit card statements, and canceled checks. Examples are purchases you made from the Internet, catalogs, food purchases, TV, or telephone marketing, goods from foreign countries, and aircraft. The total of all purchases during the year that were not previously taxed must be used in computing the amount of use tax due.

Due Date - The due date each year is April 15. When the due date falls on a Saturday, Sunday, or a legal holiday, the return and payment are considered timely if made on the next business day.

Line by Line Instructions

1. Enter your Missouri Tax ID Number. If you do not have a number, leave blank.
2. Enter your full name, Social Security Number, and complete address.
3. Enter your spouse's full name, Social Security Number, and complete address.
4. List each address where the property purchased is stored, used, or consumed.

5. Check the box "Yes" if your address is inside the city limits. This information is used to determine the correct tax rate.
6. Enter the city and county code for your address. These codes can be found at <http://dor.mo.gov/business/sales/rates>.
7. Enter the taxable purchases for each reporting location during the tax period. Enter zero if you made no taxable purchases at a location during the tax period.
8. Enter the tax rate found at <http://dor.mo.gov/business/sales/rates>. Select the use tax rate where you reside unless you are storing, using, or consuming tangible personal property at a different location. For qualifying food purchases you will use the food use tax rate. For aircraft purchases the tax rate is calculated based on where the aircraft is hangared.
9. Enter the amount of tax by multiplying taxable purchases times the tax rate.
10. Enter total taxable purchases.
11. Enter total tax due.
12. Enter interest for late payment. The interest rate is subject to change each year. Refer to the Department's website <http://dor.mo.gov/calculators/interest/> to calculate the amount of interest due.
13. Enter the amount of additions to tax. The rate is 5% per month of total tax due, not to exceed 25%. Refer to the Department's website at <http://dor.mo.gov/calculators/interest/> to calculate the amount of additions due.
14. Enter the sum of Lines 11 through 13.
15. Enter a description of the purchases you made subject to use tax.
16. Check one of the blanks. You will be issued a Missouri Tax ID number to process your return, but you will not be required to register with the Department. If you have ongoing purchases, you will receive a preprinted Consumer's Use Tax Return (**Form 53-C**) to complete each year by April 15, unless you request a different filing frequency.
17. Sign, date, and enter your daytime telephone number.

The use tax rates may be found on the Internet at: <http://dor.mo.gov/business/sales/rates/2016/>.

Mail to: Taxation Division
 P.O. Box 840
 Jefferson City, MO 65105-0840

Phone: (573) 751-2836
 Fax: (573) 526-1881
 TTY: (800) 735-2966
 E-mail: salesuse@dor.mo.gov

Form 4340 (Revised 12-2016)



16021010001



MISSOURI DEPARTMENT OF REVENUE
INDIVIDUAL INCOME TAX PAYMENT VOUCHER INSTRUCTIONS

What Is Form MO-1040V and Why Should I Use It?

Form MO-1040V, Individual Income Tax Payment Voucher, is the voucher you send with your payment when you do not make the payment with your income tax return. It is similar to vouchers returned with loan, utility, and credit card payments. Form MO-1040V ensures that your payment will be processed more efficiently and accurately. Form MO-1040V allows you to file your completed income tax return and send your payment at a later date. **Your income tax return and payment are due no later than April 18, 2017.**

When Should I Use Form MO-1040V?

If you have an amount due on an electronically filed return, or do not submit payment in full when you file your income tax return, send Form MO-1040V with your payment. **DO NOT** use Form MO-1040V for making extension payments. Please use Form MO-60, or visit our website to pay online.

How Do I Fill In the Payment Voucher?

Complete the name(s) and address block.

Line 1 - Enter your social security number (SSN) on Line 1. If you are filing a combined return, enter on Line 1 the first SSN as shown on your return.

Line 2 - Enter the first four letters of your last name on Line 2. See examples.

NAME	ENTER	} Please use capital letters as shown.
John Brown	BROW	
Juan De Jesus	DEJE	
Joan A. Lee	LEE	
Jean McCarthy	MCCA	
John O'Neill	ONEI	
Pedro Torres-Lopez	TORR	

Line 3 - If you are filing a combined return, enter on Line 3 your spouse's SSN.

Line 4 - Enter the first four letters of your spouse's last name on Line 4. See examples for Line 2, above.

Line 5 - Enter the amount of your payment in whole dollars on Line 5.

How Do I Make My Payment?

- Make your check or money order payable to the "Missouri Department of Revenue." Do not send cash (U.S. funds only). Do not postdate your check; it will be cashed upon receipt. The Department of Revenue may collect checks returned for insufficient or uncollected funds electronically.
- Write your name, address, SSN, daytime telephone number, and "2016 MO Income Tax" on your check or money order.
- Detach the payment voucher at the perforation, and mail with your payment.
- **Please mail your Form MO-1040V and payment to:**
Missouri Department of Revenue
P.O. Box 371
Jefferson City, MO 65105-0371

Please print as shown below in black or dark blue ink. Do not use red ink or pencil.

1	2	3	4
---	---	---	---

A	B	C	D
---	---	---	---

Federal Privacy Notice

The Federal Privacy Act requires the Missouri Department of Revenue (Department) to inform taxpayers of the Department's legal authority for requesting identifying information, including social security numbers, and to explain why the information is needed and how the information will be used.

Chapter 143 of the Missouri Revised Statutes authorizes the Department to request information necessary to carry out the tax laws of the state of Missouri. Federal law 42 U.S.C. Section 405 (c)(2)(C) authorizes the states to require taxpayers to provide social security numbers.

The Department uses your social security number to identify you and process your tax returns and other documents, to determine and collect the correct amount of tax, to ensure you are complying with the tax laws, and to exchange tax information with the Internal Revenue Service, other states, and the Multistate Tax Commission (Chapters 32 and 143, RSMo). In addition, statutorily provided non-tax uses are: (1) to provide information to the Department of Higher Education with respect to applicants for financial assistance under Chapter 173, RSMo and (2) to offset refunds against amounts due to a state agency by a person or entity (Chapter 143, RSMo). Information furnished to other agencies or persons shall be used solely for the purpose of administering tax laws or the specific laws administered by the person having the statutory right to obtain it (as indicated above). In addition, information may be disclosed to the public regarding the name of a tax credit recipient and the amount issued to such recipient (Chapter 135, RSMo). (For the Department's authority to prescribe forms and to require furnishing of social security numbers, see Chapters 135, 143, and 144, RSMo.)

You are required to provide your social security number on your tax return. Failure to provide your social security number or providing a false social security number may result in criminal action against you.



**INDIVIDUAL INCOME TAX
 PAYMENT VOUCHER**

**2016
 FORM
 MO-1040V**

PLEASE PRINT. MAKE CHECK PAYABLE TO MISSOURI DEPARTMENT OF REVENUE. MAIL FORM MO-1040V AND PAYMENT TO THE MISSOURI DEPARTMENT OF REVENUE, P.O. BOX 371, JEFFERSON CITY, MO 65105-0371.

NAME		
SPOUSE'S NAME		
STREET ADDRESS		
CITY	STATE	ZIP CODE

FULL PAYMENT OF TAXES MUST BE SUBMITTED BY April 18, 2017 TO AVOID INTEREST AND ADDITION TO TAX FOR FAILURE TO PAY. If you pay by check, you authorize the Department of Revenue to process the check electronically. Any returned check may be presented again electronically.

• PLEASE SEND CHECK OR MONEY ORDER (U.S. FUNDS ONLY)

1. Social security number..... *	<input type="text"/>
2. Name control	<input type="text"/>
3. Spouse's social security number..... *	<input type="text"/>
4. Spouse's name control	<input type="text"/>
5. Amount of payment \$ (U.S. funds only)	<input type="text"/> .00

Do not mail a copy of your previously filed return

DOR USE ONLY

*	<input type="text"/>
*	<input type="text"/>

A. Enter amount from Line 10 here _____ B. Enter amount from Line 13 here _____
 C. Find where these two numbers "meet" below to figure your credit amount. Enter on Form MO-PTS, Line 14.

2016 PROPERTY TAX CREDIT CHART

AMOUNT FROM LINE B ABOVE OR FROM FORM MO-PTS, LINE 13 — TOTAL REAL ESTATE TAX PAID

		FROM					FROM					FROM				
		1076	1051	1026	1001	976	951	926	901	876	851	826	801	776	751	
		TO					TO					TO				
		1100	1075	1050	1025	1000	975	950	925	900	875	850	825	800	775	
FROM	TO	Refund is the actual total amount of allowable real estate tax paid, not to exceed \$1,100 (Form MO-PTS, Line 13).														
		NOTE: If you rent from a facility that does not pay property taxes, you are not eligible for a Property Tax Credit.														
1	14,300	1078	1053	1028	1003	978	953	928	903	878	853	828	803	778	753	
14,301	14,600	1069	1044	1019	994	969	944	919	894	869	844	819	794	769	744	
14,901	15,200	1059	1034	1009	984	959	934	909	884	859	834	809	784	759	734	
15,201	15,500	1049	1024	999	974	949	924	899	874	849	824	799	774	749	724	
15,501	15,800	1039	1014	989	964	939	914	889	864	839	814	789	764	739	714	
15,801	16,100	1028	1003	978	953	928	903	878	853	828	803	778	753	728	703	
16,101	16,400	1016	991	966	941	916	891	866	841	816	791	766	741	716	691	
16,401	16,700	1005	980	955	930	905	880	855	830	805	780	755	730	705	680	
16,701	17,000	993	968	943	918	893	868	843	818	793	768	743	718	693	668	
17,001	17,300	980	955	930	905	880	855	830	805	780	755	730	705	680	655	
17,301	17,600	968	943	918	893	868	843	818	793	768	743	718	693	668	643	
17,601	17,900	954	929	904	879	854	829	804	779	754	729	704	679	654	629	
17,901	18,200	941	916	891	866	841	816	791	766	741	716	691	666	641	616	
18,201	18,500	927	902	877	852	827	802	777	752	727	702	677	652	627	602	
18,501	18,800	913	888	863	838	813	788	763	738	713	688	663	638	613	588	
18,801	19,100	898	873	848	823	798	773	748	723	698	673	648	623	598	573	
19,101	19,400	883	858	833	808	783	758	733	708	683	658	633	608	583	558	
19,401	19,700	868	843	818	793	768	743	718	693	668	643	618	593	568	543	
19,701	20,000	852	827	802	777	752	727	702	677	652	627	602	577	552	527	
20,001	20,300	836	811	786	761	736	711	686	661	636	611	586	561	536	511	
20,301	20,600	819	794	769	744	719	694	669	644	619	594	569	544	519	494	
20,601	20,900	802	777	752	727	702	677	652	627	602	577	552	527	502	477	
20,901	21,200	785	760	735	710	685	660	635	610	585	560	535	510	485	460	
21,201	21,500	767	742	717	692	667	642	617	592	567	542	517	492	467	442	
21,501	21,800	749	724	699	674	649	624	599	574	549	524	499	474	449	424	
21,801	22,100	731	706	681	656	631	606	581	556	531	506	481	456	431	406	
22,101	22,400	712	687	662	637	612	587	562	537	512	487	462	437	412	387	
22,401	22,700	693	668	643	618	593	568	543	518	493	468	443	418	393	368	
22,701	23,000	673	648	623	598	573	548	523	498	473	448	423	398	373	348	
23,001	23,300	653	628	603	578	553	528	503	478	453	428	403	378	353	328	
23,301	23,600	633	608	583	558	533	508	483	458	433	408	383	358	333	308	
23,601	23,900	613	588	563	538	513	488	463	438	413	388	363	338	313	288	
23,901	24,200	591	566	541	516	491	466	441	416	391	366	341	316	291	266	
24,201	24,500	570	545	520	495	470	445	420	395	370	345	320	295	270	245	
24,501	24,800	548	523	498	473	448	423	398	373	348	323	298	273	248	223	
24,801	25,100	526	501	476	451	426	401	376	351	326	301	276	251	226	201	
25,101	25,400	504	479	454	429	404	379	354	329	304	279	254	229	204	179	
25,401	25,700	481	456	431	406	381	356	331	306	281	256	231	206	181	156	
25,701	26,000	457	432	407	382	357	332	307	282	257	232	207	182	157	132	
26,001	26,300	434	409	384	359	334	309	284	259	234	209	184	159	134	109	
26,301	26,600	410	385	360	335	310	285	260	235	210	185	160	135	110	85	
26,601	26,900	385	360	335	310	285	260	235	210	185	160	135	110	85	60	
26,901	27,200	361	336	311	286	261	236	211	186	161	136	111	86	61	36	
27,201	27,500	335	310	285	260	235	210	185	160	135	110	85	60	35	10	
27,501	27,800	310	285	260	235	210	185	160	135	110	85	60	35	10		
27,801	28,100	284	259	234	209	184	159	134	109	84	59	34	9			
28,101	28,400	258	233	208	183	158	133	108	83	58	33	8				
28,401	28,700	231	206	181	156	131	106	81	56	31	6					
28,701	29,000	204	179	154	129	104	79	54	29	4						
29,001	29,300	177	152	127	102	77	52	27	2							
29,301	29,600	149	124	99	74	49	24									
29,601	29,900	121	96	71	46	21										
29,901	30,000	95	70	45	20											

A. Enter amount from Line 10 here _____ B. Enter amount from Line 13 here _____
 C. Find where these two numbers "meet" below to figure your credit amount. Enter on Form MO-PTS, Line 14.

**AMOUNT FROM LINE B ABOVE OR FROM FORM MO-PTS, LINE 13 —
 TOTAL REAL ESTATE TAX OR 20% OF RENT PAID**

		FROM					FROM					FROM				
		726	701	676	651	626	601	576	551	526	501	476	451	426	401	
		TO					TO					TO				
		750	725	700	675	650	625	600	575	550	525	500	475	450	425	
FROM	TO	Refund is the actual total amount of allowable real estate tax paid, not to exceed \$1,100 or rent credit equivalent not to exceed \$750 (Form MO-PTS, Line 13). NOTE: If you rent from a facility that does not pay property taxes, you are not eligible for a Property Tax Credit.														
1	14,300															
14,301	14,600	728	703	678	653	628	603	578	553	528	503	478	453	428	403	
14,601	14,900	719	694	669	644	619	594	569	544	519	494	469	444	419	394	
14,901	15,200	709	684	659	634	609	584	559	534	509	484	459	434	409	384	
15,201	15,500	699	674	649	624	599	574	549	524	499	474	449	424	399	374	
15,501	15,800	689	664	639	614	589	564	539	514	489	464	439	414	389	364	
15,801	16,100	678	653	628	603	578	553	528	503	478	453	428	403	378	353	
16,101	16,400	666	641	616	591	566	541	516	491	466	441	416	391	366	341	
16,401	16,700	655	630	605	580	555	530	505	480	455	430	405	380	355	330	
16,701	17,000	643	618	593	568	543	518	493	468	443	418	393	368	343	318	
17,001	17,300	630	605	580	555	530	505	480	455	430	405	380	355	330	305	
17,301	17,600	618	593	568	543	518	493	468	443	418	393	368	343	318	293	
17,601	17,900	604	579	554	529	504	479	454	429	404	379	354	329	304	279	
17,901	18,200	591	566	541	516	491	466	441	416	391	366	341	316	291	266	
18,201	18,500	577	552	527	502	477	452	427	402	377	352	327	302	277	252	
18,501	18,800	563	538	513	488	463	438	413	388	363	338	313	288	263	238	
18,801	19,100	548	523	498	473	448	423	398	373	348	323	298	273	248	223	
19,101	19,400	533	508	483	458	433	408	383	358	333	308	283	258	233	208	
19,401	19,700	518	493	468	443	418	393	368	343	318	293	268	243	218	193	
19,701	20,000	502	477	452	427	402	377	352	327	302	277	252	227	202	177	
20,001	20,300	486	461	436	411	386	361	336	311	286	261	236	211	186	161	
20,301	20,600	469	444	419	394	369	344	319	294	269	244	219	194	169	144	
20,601	20,900	452	427	402	377	352	327	302	277	252	227	202	177	152	127	
20,901	21,200	435	410	385	360	335	310	285	260	235	210	185	160	135	110	
21,201	21,500	417	392	367	342	317	292	267	242	217	192	167	142	117	92	
21,501	21,800	399	374	349	324	299	274	249	224	199	174	149	124	99	74	
21,801	22,100	381	356	331	306	281	256	231	206	181	156	131	106	81	56	
22,101	22,400	362	337	312	287	262	237	212	187	162	137	112	87	62	37	
22,401	22,700	343	318	293	268	243	218	193	168	143	118	93	68	43	18	
22,701	23,000	323	298	273	248	223	198	173	148	123	98	73	48	23		
23,001	23,300	303	278	253	228	203	178	153	128	103	78	53	28	3		
23,301	23,600	283	258	233	208	183	158	133	108	83	58	33	8			
23,601	23,900	263	238	213	188	163	138	113	88	63	38	13				
23,901	24,200	241	216	191	166	141	116	91	66	41	16					
24,201	24,500	220	195	170	145	120	95	70	45	20						
24,501	24,800	198	173	148	123	98	73	48	23							
24,801	25,100	176	151	126	101	76	51	26	1							
25,101	25,400	154	129	104	79	54	29	4								
25,401	25,700	131	106	81	56	31	6									
25,701	26,000	107	82	57	32	7										
26,001	26,300	84	59	34	9											
26,301	26,600	60	35	10												
26,601	26,900	35	10													
26,901	27,200	11														
27,201	27,500															
27,501	27,800															
27,801	28,100															
28,101	28,400															
28,401	28,700															
28,701	29,000															
29,001	29,300															
29,301	29,600															
29,601	29,900															
29,901	30,000															

This area indicates no credit is allowable.

EXAMPLE:
 If Line 10 is \$23,980 and Line 13 of Form MO-PTS is \$525, then the tax credit would be \$16.


A. Enter amount from Line 10 here _____ B. Enter amount from Line 13 here _____
 C. Find where these two numbers "meet" below to figure your credit amount. Enter on Form MO-PTS, Line 14.

**AMOUNT FROM LINE B ABOVE OR FROM FORM MO-PTS, LINE 13 —
 TOTAL REAL ESTATE TAX OR 20% OF RENT PAID**

		FROM					FROM					FROM					
		376	351	326	301	276	251	226	201	176	151	126	101	76	51	26	1
		TO					TO					TO					
		400	375	350	325	300	275	250	225	200	175	150	125	100	75	50	25
FROM	TO	Refund is the actual total amount of allowable real estate tax paid, not to exceed \$1,100 or rent credit equivalent not to exceed \$750 (Form MO-PTS, Line 13). NOTE: If you rent from a facility that does not pay property taxes, you are not eligible for a Property Tax Credit.															
1	14,300																
14,301	14,600	378	353	328	303	278	253	228	203	178	153	128	103	78	53	28	3
14,601	14,900	369	344	319	294	269	244	219	194	169	144	119	94	69	44	19	
14,901	15,200	359	334	309	284	259	234	209	184	159	134	109	84	59	34	9	
15,201	15,500	349	324	299	274	249	224	199	174	149	124	99	74	49	24		
15,501	15,800	339	314	289	264	239	214	189	164	139	114	89	64	39	14		
15,801	16,100	328	303	278	253	228	203	178	153	128	103	78	53	28	3		
16,101	16,400	316	291	266	241	216	191	166	141	116	91	66	41	16			
16,401	16,700	305	280	255	230	205	180	155	130	105	80	55	30	5			
16,701	17,000	293	268	243	218	193	168	143	118	93	68	43	18				
17,001	17,300	280	255	230	205	180	155	130	105	80	55	30	5				
17,301	17,600	268	243	218	193	168	143	118	93	68	43	18					
17,601	17,900	254	229	204	179	154	129	104	79	54	29	4					
17,901	18,200	241	216	191	166	141	116	91	66	41	16						
18,201	18,500	227	202	177	152	127	102	77	52	27	2						
18,501	18,800	213	188	163	138	113	88	63	38	13							
18,801	19,100	198	173	148	123	98	73	48	23								
19,101	19,400	183	158	133	108	83	58	33	8								
19,401	19,700	168	143	118	93	68	43	18									
19,701	20,000	152	127	102	77	52	27	2									
20,001	20,300	136	111	86	61	36	11										
20,301	20,600	119	94	69	44	19											
20,601	20,900	102	77	52	27	2											
20,901	21,200	85	60	35	10												
21,201	21,500	67	42	17													
21,501	21,800	49	24														
21,801	22,100	31	6														
22,101	22,400	12															
22,401	22,700																
22,701	23,000																
23,001	23,300																
23,301	23,600																
23,601	23,900																
23,901	24,200																
24,201	24,500																
24,501	24,800																
24,801	25,100																
25,101	25,400																
25,401	25,700																
25,701	26,000																
26,001	26,300																
26,301	26,600																
26,601	26,900																
26,901	27,200																
27,201	27,500																
27,501	27,800																
27,801	28,100																
28,101	28,400																
28,401	28,700																
28,701	29,000																
29,001	29,300																
29,301	29,600																
29,601	29,900																
29,901	30,000																

EXAMPLE:
 If Line 10 is \$19,360 and Line 13 of Form MO-PTS is \$225, then the tax credit would be \$8.

This area indicates no credit is allowable.



Visit our website at <http://dor.mo.gov/personal/individual>

In addition to electronic filing information found on our website, you can:

- Use our fill-in forms that calculate
- Download Missouri and federal tax forms
- Get answers to frequently asked questions
- Pay your taxes online
- Get the status of your refund or balance due
- Get a copy of the Taxpayer Bill of Rights

IMPORTANT PHONE NUMBERS

General Inquiry Line(573) 751-3505

Automated Refund/Balance Due/1099G Inquiry(573) 526-8299

Electronic Filing Information(573) 751-3505

Individuals with speech or hearing impairments may use TTY (800) 735-2966 or fax (573) 526-1881.

Download forms, check the status of your return, or obtain a copy of the Taxpayer Bill of Rights on our website at:

[http://dor.mo.gov/personal/individual/.](http://dor.mo.gov/personal/individual/)